




A CAM LOCK SYSTEM FOR YOUR NEXT HEAVY DUTY CONTRACT JOB

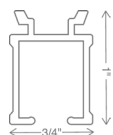


**FOREST**  
DRAPERY HARDWARE



## CL - Cam Lock System

Aluminum extrusion, white, powder coated, lubricated for wall and ceiling mount.  
Designed for hotel use or any other heavy-duty application.

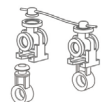


<b>51512-25</b>	white	12' x 20 tracks/bundle = 240'
<b>51514-25</b>	white	14' x 20 tracks/bundle = 280'
<b>51516-25</b>	white	16' x 20 tracks/bundle = 320'
<b>51519-25</b>	white	19' x 20 tracks/bundle = 380'

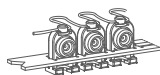
**ASSEMBLED SETS** include track, carriers, masters, brackets and 36" fiberglass baton.  
Indicate pinch pleat, Ripplefold, accordiafold or cubicle.

APPLICATION	PLEAT STYLE	STACKBACK	MOUNTING	MAX WEIGHT
Hand Draw	Ripplefold . . . . .	6" per width	Wall	6 lbs/ft
One or Two Way	Pinch Pleat . . . . .	7" per width	Ceiling	Depending on
	Cubicle . . . . .	5" per width	Can be spliced	application
	Accordiafold . . . . .	5" per width		

### CL Carriers

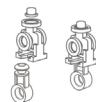


**2107-25** 60% fullness, 2 5/8" OC  
**2106-25** 80% fullness, 2 3/8" OC  
**2105-25** 100% fullness, 2 1/8" OC  
**2108-25** 120% fullness, 1 7/8" OC  
Wheeled Connected Snap Carrier  
in plastic sleeve  
roll of 500



**NEW!**

**2207-25** 60% fullness, 2 5/8" OC  
**2206-25** 80% fullness, 2 3/8" OC  
**2205-25** 100% fullness, 2 1/8" OC  
**2208-25** 120% fullness, 1 7/8" OC  
Wheeled Connected Snap Carrier  
on plastic strip  
box of 500



**2006-25**  
Wheeled Snap Carrier  
for accordiafold  
box of 500  
**2007-25**  
Pendant for carrier  
box of 500



**2004-25**  
Snap Carrier  
for accordiafold  
box of 500



**52002-25**  
Slim Line  
Ball Bearing Carrier  
box of 1000



**52008-25**  
Slim Line Klick Carrier  
Draperies hang to  
conceal track  
box of 250



**52108-25**  
Stop Carrier  
prevents slide back  
box of 100



**52003-25**  
Economy Slide  
box of 2000



**52100-25**  
Ball Bearing Carrier  
w/ Stainless Hook  
slim line - use w/ grommets  
box of 1000



**52106-25**  
Contract Klick Carrier  
w/ Stainless Hook  
use with grommets  
box of 100



**9001-25**  
J Hook, 1 1/8"  
use with 52106  
box of 1,000



**52005-25**  
Button Slide Carrier  
box of 1000

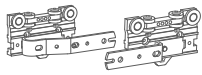


**52105-25**  
Button Slide Carrier  
w/ Hook  
box of 500




**2202-25**  
Button Slide  
w/ Breakaway Carrier  
bag of 5000

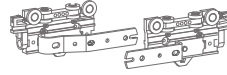
## CL Masters




**52502-25** Overlap R  
**52504-25** Underlap L  
 Standard Multi-Functional Master  
 Use stiffener w/ exposed baton  
 or hooks w/ hidden baton  
 box of 100



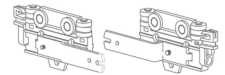
**52502-25A** Overlap R  
**52504-25A** Underlap L  
 Standard Multi-Functional  
 Master w/ snaps and baton  
 adaptor  
 box of 100



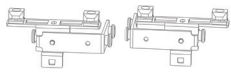
**52502-25B** Overlap R  
**52504-25B** Underlap L  
 Standard Multi-Functional  
 w/ baton adaptor for stiffener  
 box of 50




**52501-25** Overlap R  
**52503-25** Underlap L  
 Stiffener Master  
 box of 50



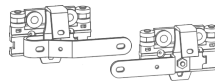
**52401-25** Overlap R  
**52403-25** Underlap L  
 Stiffener Master  
 w/ snaps and adaptor  
 box of 50



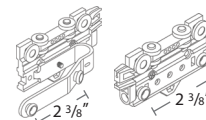
**52410-25** Butt R  
**52409-25** Butt L  
 Standard Butt Master  
 w/ snaps and for baton use  
 box of 50



**52411-25A** Butt R  
**52412-25A** Butt L  
 Wheeled Butt Master  
 w/snap adaptor  
 Designed for hidden baton  
 box of 50



**52514-25** Overhead R  
**52515-25** Underhead L  
 Over the Top Baton Master  
 Designed for exposed baton  
 box of 100



**52601-25A** Overlap R  
**52603-25A** Underlap L  
 Extended Spacing Master  
 w/ snaps and adaptor  
 box of 100

## CL Brackets



**53502-25**  
 3" Wall Bracket  
 adjusts 3" - 4 1/2"  
 w/ metal cam lock  
 box of 100



**53506-25**  
 6" Double Wall Bracket  
 adjusts 2 1/2" - 4" & 6" - 7 1/2"  
 w/ metal cam lock  
 box of 50



**53507-25**  
 Ceiling Bracket  
 w/ metal cam lock  
 box of 100

## CL Other Components



**52304-25**  
 End Cap - Short  
 box of 100



**52305-25**  
 End Cap - Long  
 box of 100



**52301-25**  
 End Cap w/ Economy Slide  
 must add 2004-25  
 for Ripplefold  
 box of 400



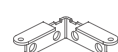
**52302-25** Right Return  
**52303-25** Left Return  
 End Cap w/ Return Plate  
 & Snap, for pinch pleat or  
 Ripplefold  
 box of 100



**2305-25**  
 Twist On End Stop  
 box of 100



**52307-90**  
 End Lock  
 box of 100



**2308-25**  
 Return Plate  
 reversible, 2 1/2" return  
 box of 100



**54110-25**  
 36" Fiberglass Baton  
 w/ snap  
 box of 100  
 See all batons p. 25



**2551-25**  
 Small Extension Arm  
 box of 50