

Forest[®]
Shuttle

Forest[®]
Eco Shuttle HD

Forest[®]
Eco Shuttle

NEW!

Forest[®]
Z-Wave Shuttle



OFFICE AUTOMATION



HOTEL AUTOMATION



HOME AUTOMATION



FOREST
DRAPERY HARDWARE

Forest Shuttle Family of Motors

Touch Impulse Technology opens or closes drapes with a gentle pull. Integrated emergency control insures manual operation of the drapery in case of power failure. The Shuttle modular motor allows for various control options including RF, wall switch, building/hotel automation, serial communication, Z-Wave, and others.



Visit the Forest YouTube Channel for many videos on how to install and program the Forest Motorized System.

youtube.com/user/forestdrapery

Forest
Eco Shuttle HD



Forest
Eco Shuttle



Comparison Chart

	Forest	Forest
	Eco Shuttle HD (M)	Eco Shuttle (S)
DIMENSIONS	Motor: 2.76" x 1.97" x 7.5" / Receiver Internal	Motor: 2.76" x 1.97" x 7.5" / Receiver Internal
MOUNTING	Wall or Ceiling; Can be spliced	Wall or Ceiling; Can be spliced
MAXIMUM WEIGHT	160 lbs per motor / 120 lbs per motor - curved track	100 lbs per motor / 90 lbs per motor - curved track
TRAVEL SPEED	5.5" per second standard / 7" per sec maximum	5.5" per second standard / 7" per sec maximum
RECEIVER	Internal	Internal
AMPERAGE	.6 amps / 70 watts / 110 volt plug-n-play	.35 amps / 40 watts / 110 volt plug-n-play
TORQUE	1.5 Nm	1.0 Nm
NOISE LEVEL	< 40 dB(A)	< 40 dB(A)
TOUCH IMPULSE TECHNOLOGY	✓	✓
EMERGENCY CONTROL	✓	
RF COMMUNICATION STANDARD	✓	w/ dry contacts ✓
Z-WAVE COMMUNICATION		✓
AUTOMATION SYSTEM COMPATIBLE	w/ dry contacts ✓	w/ dry contacts ✓
10-YEAR WARRANTY	✓	✓

10 WARRANTY
year

All Forest Shuttle Motors include a 10-Year Warranty - the only one on the market.

NEW! Forest®
Z-Wave Shuttle



Forest

Z-Wave Shuttle

Motor: 2.76" x 1.97" x 7.5" / Receiver Internal

Wall or Ceiling; Can be spliced

160 lbs per motor / 120 lbs per motor - curved track

5.5" per second standard / 7" per sec maximum

Internal

.6 amps / 70 watts / 110 volt plug-n-play

1.5 Nm

< 40 dB(A)

✓

✓


✓

✓

✓

Choose your Shuttle & pair with one of these systems:

FMS Track



FMS Plus Track



Metal



Wood



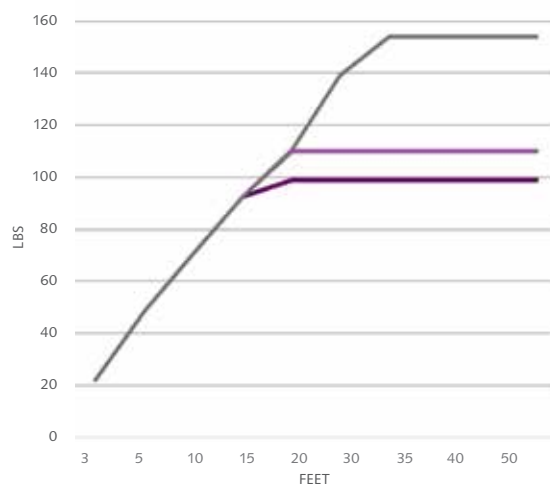
Load Tables

— Straight

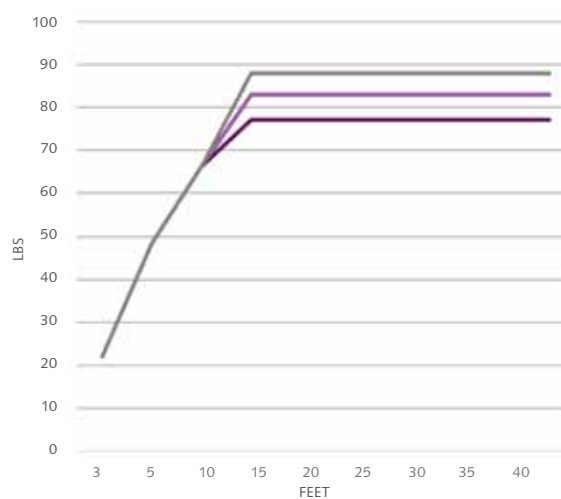
— One Bend/Curve

— Two Bends

ECO Shuttle HD (M) and Z-WAVE Shuttle



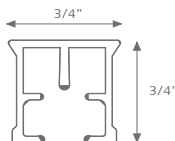
ECO SHUTTLE (S)





FMS® - Forest Motorized System

The original motorized track from Forest will hold 6 lbs/ft and provides ultra-quiet and smooth operation of your draperies. Aluminum extrusion, powder coated. Wall or ceiling mount. Available in -25 white and -59 black.



51323-25
-59 Black

23' aluminum extrusion, powder coated, lubricated FS track
3.2 ounces/ft.

ASSEMBLED SYSTEM includes track, carriers, brackets, motor, power supply, RF receiver, and RF remote.



The motor can be used in a track with one or two bends of 90 degrees. The track can be bent and reverse bent with a radius of 8 inches. Continuous curving can be done with the electric powered bender.



FMS Motors, Power Supplies and Control Options



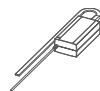
52925-25
Forest Eco Shuttle HD
-59 Black
w/ built-in receiver



52939-25
Forest Eco Shuttle
w/ built-in receiver



NEW!
52944-25
Forest Z-Wave Shuttle
w/ built-in receiver



52928-25 7' 6" power cord
52934-25 16' power cord
24 v Power Supply
for Eco HD & Z-Wave Shuttles



52940-25
24 v Power Supply
for Eco Shuttle
7' power cord



52931-25D white
52931-59D black
-59 Black
Diamond Remote
RF, 6 channel w/ holder
Range 98'



52933-25 white
52933-59 black
-59 Black
Diamond Wall Switch
2 channel



NEW!
52943-25 white
52943-59 black
-59 Black
RF Multi Wall Switch
16 channel
LED Screen
NOT PART OF ASSEMBLED SET

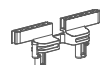


NEW!
52945-25
Z-Wave Remote
NOT PART OF ASSEMBLED SET

FMS Transport Components



9012-25
Transport Belt
Kevlar reinforced



52512-25
-59 Black
Transport Belt Connector
Connects belt to master



52903-25
-59 Black
Motor Pulley
Connects motor to track



52910-25
-59 Black
Return Pulley

FMS Carriers



52008-25
-59 Black
 Slim Line Klick Carrier
 Draperies hang to
 conceal track

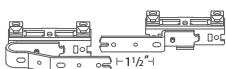


52009-25
 Ball Bearing Carrier
 for motorization

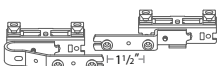


2114-25 60% fullness, 2 5/8" OC
2111-25 80% fullness, 2 3/8" OC
2112-25 100% fullness, 2 1/8" OC
2115-25 120% fullness, 1 7/8" OC
-59 Black
 Two-Piece Connected Snap Carrier w/ Square Base
 In plastic sleeve. Use 4 1/4" snap tape.

FMS Masters



52508-25 Overlap R
52509-25 Underlap L
-59 Black
 Swivel Foot
 Multi-Functional Master



52508-25A Overlap R
52509-25A Underlap L
-59 Black
 Swivel Foot
 Multi-Functional Master
 w/ snap



52409-25 Butt L
52410-25 Butt R
 Butt Master
 w/ 3 snaps for Ripplefold*



2552-25
 6" Extension Arm
 For master
 Use w/ two

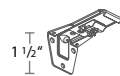


2551-25
 Small Extension Arm

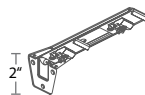
FMS Brackets and Other Components



3003-25
-59 Black
 HD Ceiling Bracket
 w/ Smart Klick



53202-25
-59 Black
 3" Smart Klick Wall Bracket
 w/ wide base
 adjusts 3"-4 1/2"



53206-25
-59 Black
 6" Smart Klick
 Double Wall Bracket
 w/ wide base
 adjusts 2 1/2"-4" & 6"-7.5"



3006-25
 Suspension Bracket Tube



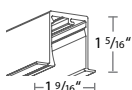
3007-25
 Suspension Bracket
 Insert Screw, 39" extension



3008-25
 Suspension Bracket Top



3009-25
 Suspension Bracket
 Klick System Clip



51723-25
 Recess Profile, 23'



51724-25
 Recess Profile Fixing Strip, 23'



53914-25
 Recess Profile Wedge



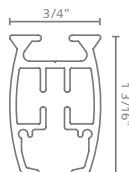
3903-25
-59 Black
 Track Connector and
 key **3904-00**



FMS® Plus - Forest Motorized System Plus



This completely new motorized track makes it possible to create even longer treatments and will hold 8 lbs/ft. Just as the original Forest Motorized track provides ultra-quiet and smooth operation of your draperies, so does the FMS Plus track. White aluminum extrusion, powder coated. Wall, ceiling or recess mount.



51623-25 white 23' x 10 tracks/bundle =230'

ASSEMBLED SYSTEM includes track, carriers, brackets, motor, power supply, RF receiver, and RF remote.

FMS Plus Motors, Power Supplies and Control Options



52925-25
Forest Eco Shuttle HD
-59 Black
w/ built-in receiver

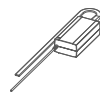


52939-25
Forest Eco Shuttle
w/ built-in receiver



NEW!

52944-25
Forest Z-Wave Shuttle
w/ built-in receiver



52928-25 7' 6" power cord
52934-25 16' power cord
24 v Power Supply
for Eco HD & Z-Wave Shuttles



52940-25
24 v Power Supply
for Eco Shuttle
7' power cord



52931-25D white
52931-59D black
-59 Black
Diamond Remote
RF, 6 channel w/ holder
Range 98'



52933-25 white
52933-59 black
-59 Black
Diamond Wall Switch
2 channel



NEW!

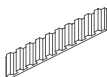
52943-25 white
52943-59 black
-59 Black
RF Multi Wall Switch
16 channel, LED Screen
NOT PART OF ASSEMBLED SET



NEW!

52945-25
Z-Wave Remote
NOT PART OF ASSEMBLED SET

FMS Plus Transport Components



9112-25
Transport Belt



53903-25
Motor Pulley
Connects motor to track



53910-25
Return Pulley



53911-25
Upside Down Pulley



53912-25
Coverplate
for Recess Motor
and Return Pulley



53913-25
Coverplate
for Recess,
Upside Down,
and Return Pulley

FMS Plus Carriers



52008-25
Slim Line Klick Carrier
Draperies hang to
conceal track

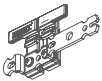


52004-25
Low Profile
Ball Bearing Carrier

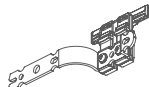


2114-25 60% fullness, 2 5/8" OC
2111-25 80% fullness, 2 3/8" OC
2112-25 100% fullness, 2 1/8" OC
2115-25 120% fullness, 1 7/8" OC
Two-Piece Connected Snap Carrier w/ Square Base
In plastic sleeve. Use 4 1/4" snap tape.

FMS Plus Master



53908-25 Overlap Right
FMS Plus Master Carrier



53909-25 Underlap Left
FMS Plus Master Carrier
Assembly required

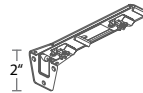
FMS Plus Brackets



3003-25
HD Ceiling Bracket
w/ Smart Klick



53202-25
3" Smart Klick Wall Bracket
w/ wide base
adjusts 3"-4 1/2"



53206-25
6" Smart Klick
Double Wall Bracket
w/ wide base
adjusts 2 1/2"-4" & 6"-7.5"



3800-25
MTS Wall Bracket
To install the rod inside a frame



3006-25
Suspension Bracket Tube



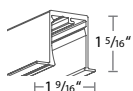
3007-25
Suspension Bracket
Insert Screw, 39" extension



3008-25
Suspension Bracket Top



3009-25
Suspension Bracket
Klick System Clip



51723-25
Recess Profile, 23'



51724-25
Recess Profile Fixing Strip, 23'



53914-25
Recess Profile Wedge