

# Basic Drapery

## Cut-to-Measure Order Form

ORDER DATE

ACCOUNT #

P.O. #

SIDEMARK

### Account Information

COMPANY NAME

CONTACT FULL NAME

EMAIL

PHONE

SHIP TO/ATTENTION

ADDRESS

CITY

STATE

ZIP

### Drop Ship Address (if different from above)

NAME OR COMPANY

PHONE

ADDRESS

CITY

STATE

ZIP

### Order Specifications

ORDER QTY

PRODUCT NUMBER

RETURN (inches)

LENGTH (inches)

#### Draw Preference

ONE-WAY DRAW | STACK LEFT

ONE-WAY DRAW | STACK RIGHT

TWO-WAY DRAW | CORD LEFT

TWO-WAY DRAW | CORD RIGHT

#### Cord Length

\_\_\_" CORD LENGTH (inches)  
(standard is 8 feet)

#### Bend Style

STYLE 1: RECESS

STYLE 2: BOW

STYLE 3: BAY

STYLE 4: CORNER

STYLE 5: CURVED

#### Mount Style

WALL MOUNT

CEILING MOUNT

#### Extra Parts

\_\_\_ CARRIERS

\_\_\_ BRACKETS

#### Pricing

\$ \_\_\_\_\_

TRACK COST

\$ \_\_\_\_\_

BEND/CURVE FEE\*

\$ \_\_\_\_\_

TOTAL COST

\* Bend/Curve Fee: Any bent or curve will have a flat fee of \$25 per track.

# Basic Drapery

## Cut-to-Measure Order Form for Custom Bend

ORDER DATE \_\_\_\_\_

ACCOUNT # \_\_\_\_\_

P.O. # \_\_\_\_\_

SIDEMARK \_\_\_\_\_

### IMPORTANT: Please Read Before Placing Order

#### How to Order

- Dimensions are shown from top view of rod
- Illustrations are of various wall designs
- Select the design that fits your room
- Provide all the measurements requested
- Indicate degree measurements of all angles  
(Angle measuring protractor, order 23573C21)

#### ALL ORDERS MUST INCLUDE RETURNS, EXCEPT STYLE 4: CORNER, WITH A 90° BEND

- The definition of return is the distance from the wall to the front side of the rod
- On double rod sets, provide return measurements for both rods

#### Custom Styles

For all styles you must provide a drawing with necessary measurements plus a full size pattern of the wall area to which the rod is to be mounted. Be sure to locate each end of the rod on your pattern. Give style track and set number.

Unless stated, measurements given are wall measurements and the factory will make allowances.

### Order Specifications

#### Bend Style

STYLE 1: RECESS

STYLE 2: BOW

STYLE 3: BAY

STYLE 4: CORNER

STYLE 5: CURVED

#### Measurements

A \_\_\_\_\_  
B \_\_\_\_\_  
C \_\_\_\_\_  
D \_\_\_\_\_  
E \_\_\_\_\_  
F \_\_\_\_\_  
G \_\_\_\_\_  
H \_\_\_\_\_

#### Degree of Bend

AB \_\_\_\_\_  
BC \_\_\_\_\_  
CD \_\_\_\_\_  
DE \_\_\_\_\_

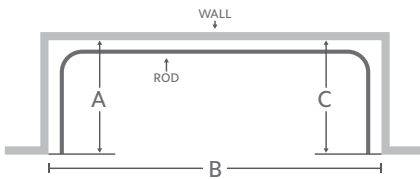
#### Wall or Rod Measurement

WALL \_\_\_\_\_  
ROD \_\_\_\_\_

### Bend Styles

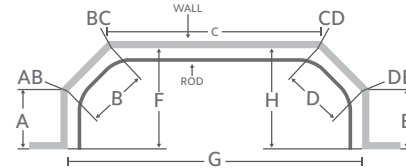
#### STYLE 1: RECESS

For pricing add A, B & C



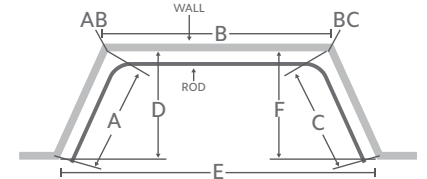
#### STYLE 2: BOW

For pricing add A, B, C, D & E



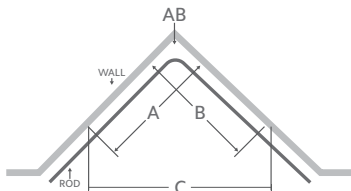
#### STYLE 3: BAY

For pricing add A, B & C



#### STYLE 4: CORNER

For pricing add A & B



#### STYLE 5: CURVED

For pricing add A & B

