



 **KIRSCH**<sup>®</sup>  
DRAPERY HARDWARE

DESIGNER METALS<sup>™</sup>

INSPIRING

# Brilliance

Good design demands perfection, and perfection shines through the Kirsch® Designer Metals™ Collection. With an expansive assortment of sophisticated styles and striking finishes, each piece is designed with thoughtful details to compose a dramatic statement for your home. It becomes an impressive visual narrative of pure brilliance, as well as a reflection of exceptional taste displayed in a dazzling manner. Kirsch® Designer Metals™ is the perfect selection for the room that requires finesse with a touch of glamour.



## CONTENTS

01\ Finials

10\ Endcaps

11\ Stationary Poles

13\ Estate™ Traverse Rod

15\ Rings

17\ Brackets

21\ Holdbacks

23\ Accessories

25\ Finish & Size Index

# FINIALS



A

## A. CHEYENNE

Oil Rubbed Bronze shown.

Available in: 1¾". Available in all colors.

## B. ARTEMIS

Polished Nickel shown.

Available in: 1¾", 2". Available in all colors.

## C. CALLA

Antique Silver shown.

Available in: 1¾". Available in all colors.

*See page 25 for available colors.*



B



C

# FINIALS



ELMORE Brushed Bronze shown. Available in: 1 $\frac{3}{8}$ ". Available in all colors.



LEGION Oil Rubbed Bronze shown.  
Available in: 1 $\frac{3}{8}$ ". Available in all colors.



PANDORA Polished Nickel shown.  
Available in: 1 $\frac{3}{8}$ ", 2". Available in all colors.

# FINIALS



VIVIEN Caramel shown. Available in: 1 $\frac{3}{8}$ ". Available in all colors.

GARLAND Antique Silver shown. Available in: 1 $\frac{3}{8}$ ". Available in all colors.

HARLOW Gilded Bronze shown. Available in: 1 $\frac{3}{8}$ ". Available in all colors.

EUROPA Black shown. Available in: 1 $\frac{3}{8}$ ", 2". Available in all colors.

*See page 25 for available colors.*





# FINIALS



CORSA Brushed Bronze shown.  
Available in: 1 $\frac{3}{8}$ ", 2". Available in all colors.



STRATTA Gilded Bronze shown.  
Available in: 1 $\frac{3}{8}$ ", 2". Available in all colors.





STRATTA  
Gilded Bronze shown

# FINIALS & ENDCAPS



ANUBIS Caramel shown. Available in: 1 $\frac{3}{8}$ ", 2". Available in all colors.

GROTTO Black shown. Available in: 1 $\frac{3}{8}$ ". Available in all colors.



RAO Black shown. Available in: 1 $\frac{3}{8}$ ", 2". Available in all colors.  
SQUARE Antique Silver shown. Available in: 1 $\frac{3}{8}$ ". Available in all colors.  
ROUND Caramel shown. Available in: 1 $\frac{3}{8}$ ". Available in all colors.

# POLES



## 1 3/8" STATIONARY POLE

Brushed Bronze, Satin Nickel shown.

Fixed width, 8'.

Available in all colors.

*Select finishes are color coordinated.*

*Refer to price guide for details.*

## 1 3/8" STATIONARY TELESCOPING POLE

Gilded Bronze, Black shown.

36"-66", 66"-120", 120"-180".

Available in all colors.

*Select finishes are color coordinated.*

*Refer to price guide for details.*

*See page 25 for available colors.*



## ESTATE™ T R A V E R S E R O D S

The Estate™ Rod Collections are the flagship of the Kirsch® Decorative Drapery Hardware product lines. Estate™ rods are decorative traversing drapery rods with heavy duty wheeled carriers that are designed to carry today's heavier draperies. Having set the interior design standard for decades, each Estate™ collection is characterized by historically inspired finials, premium finishes and precision engineered components. Buckingham®, Designer Metals™, Wood Trends™, Chroma and Varia Collections are featured in countless luxury venues and designer homes throughout the world.



2" ESTATE™ ROD  
WITH RINGS

Polished Nickel shown.  
Custom sizes only.  
Available in 2".  
Available in all colors.  
Additional rings sold separately.  
*Select finishes are color coordinated.*  
*Refer to price guide for details.*



2" ESTATE™ ROD  
WITH SLIDES

Black shown.  
Custom sizes only.  
Available in 1 3/8", 2".  
Available in all colors.  
*Select finishes are color coordinated.*  
*Refer to price guide for details.*



1 3/8" ESTATE™ ROD  
WITH SLIDES

Antique Silver shown.  
Custom sizes only.  
Available in 1 3/8", 2".  
Available in all colors.  
*Select finishes are color coordinated.*  
*Refer to price guide for details.*



2" ESTATE™ ROD  
WITH RIPPLEFOLD™

Gilded Bronze shown.  
Custom sizes only.  
Available in 1 3/8", 2".  
Available in all colors.  
*Select finishes are color coordinated.*  
*Refer to price guide for details.*



ESTATE™ KEYSTONES

Gilded Bronze shown.  
Available in 1 3/8", 2".  
Available in all colors.  
*Select finishes are color coordinated.*  
*Refer to price guide for details.*

See page 25 for available colors.

# RINGS



TRANSITIONAL RING Oil Rubbed Bronze shown. Available in: 1 $\frac{3}{8}$ ". Available in all colors.

RING Gilded Bronze shown. Available in: 1 $\frac{3}{8}$ ". Available in all colors.

BYPASS C-RING Caramel shown. Available in: 1 $\frac{3}{8}$ ". Available in all colors.



End of Baton



**SCARF RING**  
Antique Silver shown. Available in all colors.



**BATON**  
Polished Nickel shown.  
Available in: 1 3/8".  
Available in all colors.

# BRACKETS



SINGLE WALL BRACKET

Satin Nickel shown.  
Available in all colors.



DOUBLE WALL BRACKET

Brushed Bronze shown.  
Available in all colors.



BYPASS WALL BRACKET  
Black shown.  
Available in all colors.



DOUBLE BYPASS WALL BRACKET  
Antique Silver shown.  
Available in all colors.

BRACKET EXTENDER  
Satin Nickel shown.  
Available in all colors.  
Fits all decorative brackets.



# BRACKETS



SINGLE CEILING BRACKET  
Caramel shown. Available in all colors.



DOUBLE CEILING BRACKET  
Black shown. Available in all colors.



BYPASS CEILING BRACKET  
Satin Nickel shown. Available in all colors.



DOUBLE BYPASS CEILING BRACKET  
Gilded Bronze shown. Available in all colors.

# HOLDBACKS



## CONTEMPORARY ROUND

Black shown. Available in 3", 4½". Available in all colors.

## TRANSITIONAL SQUARE

Caramel shown. Available in 3", 4½". Available in all colors.

## CAMBER

Antique Silver shown. Available in 3", 4½". Available in all colors.





HOLDBACK ARM WITH ENDCAP  
Antique Silver shown. Available in all colors.

# ACCESSORIES



## SWIVEL SOCKET

Satin Nickel shown. Available in all colors.

## SPLICE

## FINIAL PLUGS

See page 25 for available colors.



## INSIDE MOUNT SOCKET

Gilded Bronze shown.

Available in: 1 $\frac{3}{8}$ ".

Available in all colors.




INSIDE  
MOUNT  
SOCKET  
Antique Silver shown

# INDEX




Antique Silver



Black



Brushed Bronze



Caramel



Gilded Bronze



Oil Rubbed Bronze



Polished Nickel



Satin Nickel

## Finial, Endcaps, Rings & Accessories

### Anubis



A	B	C
(depth)	(height)	(width)
1 3/8"	3 1/4"	2 7/8"
2"	4 5/8"	4 1/8"

Available in all colors.  
Use guide below for size reference.

### Artemis



A	B	C
(depth)	(height)	(width)
1 3/8"	3 5/8"	3"
2"	5"	4"

Available in all colors.  
Use guide below for size reference.

### Calla



A	B	C
(depth)	(height)	(width)
1 3/8"	3 1/2"	2 7/8"
2"	-	-

Available in all colors.  
Use guide below for size reference.

### Garland



A	B	C
(depth)	(height)	(width)
1 3/8"	3 1/4"	3"
2"	-	-

Available in all colors.  
Use guide below for size reference.

### Grotto



A	B	C
(depth)	(height)	(width)
1 3/8"	3 3/4"	2 7/8"
2"	-	-

Available in all colors.  
Use guide below for size reference.

### Harlow



A	B	C
(depth)	(height)	(width)
1 3/8"	4"	1 3/4"
2"	-	-

Available in all colors.  
Use guide below for size reference.

### Vivien



A	B	C
(depth)	(height)	(width)
1 3/8"	3 5/8"	2 5/8"
2"	-	-

Available in all colors.  
Use guide below for size reference.

### Round Endcap



A	B	C
(depth)	(height)	(width)
1 3/8"	1 1/8"	1 1/2"
2"	-	-

Available in all colors.  
Use guide below for size reference.

### Square Endcap



A	B	C
(depth)	(height)	(width)
1 3/8"	1 3/8"	1 3/8"
2"	-	-

Available in all colors.  
Use guide below for size reference.

### Bypass C-Ring



A	B	C
(internal)	(external)	(B to eyelet)
1 3/8"	1 3/4"	2 1/8"
2"	-	-

Available in all colors.  
Use guide below for size reference.

### Ring



A	B	C
(internal)	(external)	(B to eyelet)
1 3/8"	1 3/4"	2 1/8"
2"	-	-

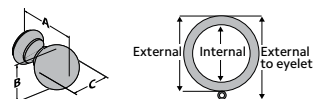
Available in all colors.  
Use guide below for size reference.

### Transitional Ring



A	B	C
(internal)	(external)	(B to eyelet)
1 3/8"	1 5/8"	2"
2"	-	-

Available in all colors.  
Use guide below for size reference.



Use the measurement guide to the left to help determine the correct dimensions for each product.

## Cheyenne



A	B	C
(depth)	(height)	(width)
1 3/8"	3 3/8"	2 7/8"
2"	-	-

Available in all colors.  
Use guide below for size reference.

## Corsa



A	B	C
(depth)	(height)	(width)
1 3/8"	1 5/8"	2 1/2"
2"	2 1/4"	3 1/2"

Available in all colors.  
Use guide below for size reference.

## Elmore



A	B	C
(depth)	(height)	(width)
1 3/8"	3"	1 1/2"
2"	-	-

Available in all colors.  
Use guide below for size reference.

## Europa



A	B	C
(depth)	(height)	(width)
1 3/8"	3"	2 3/8"
2"	4 1/4"	3 3/8"

Available in all colors.  
Use guide below for size reference.

## Legion



A	B	C
(depth)	(height)	(width)
1 3/8"	4"	2 7/8"
2"	-	-

Available in all colors.  
Use guide below for size reference.

## Pandora



A	B	C
(depth)	(height)	(width)
1 3/8"	4"	2 3/4"
2"	5 5/8"	3 3/4"

Available in all colors.  
Use guide below for size reference.

## Rao



A	B	C
(depth)	(height)	(width)
1 3/8"	7/8"	1 7/8"
2"	1 1/8"	2 1/2"

Available in all colors.  
Use guide below for size reference.

## Stratta



A	B	C
(depth)	(height)	(width)
1 3/8"	2 1/4"	2 5/8"
2"	3 1/8"	3 5/8"

Available in all colors.  
Use guide below for size reference.

## Estate™ Ring



A	B	C
(internal)	(external)	(B to eyelet)
1 3/8"	-	-
2"	2"	2 3/4"

Available in all colors.  
Use guide below for size reference.

## Swivel Socket



A	B	C
(to center)	(height)	(full length)
1 3/8"	1 1/32"	1 7/16"
2"	1 5/8"	2 1/16"

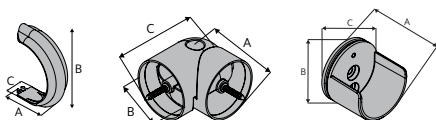
Available in all colors.  
Use guide below for size reference.

## Inside Mount Socket



A	B	C
(depth)	(height)	(width)
1 3/8"	1 1/4"	1 5/8"

Available in all colors.  
Use guide below for size reference.



Use the measurement guide to the left to help determine the correct dimensions for each product.

# INDEX

## Brackets & Holdbacks

### Decorative Bracket

3" - 4" Return



	A (depth)	A (extended)	B (height)	C (width)	D	D (extended)
	1 3/8"	4 1/8"	5 1/8"	3"	7/8"	2 1/8"

Available in all colors.  
Use guide below for size reference.

### Decorative Bypass Bracket

3" - 4" Return



	A (depth)	A (extended)	B (height)	C (width)	D	D (extended)
	1 3/8"	3 3/4"	4 3/4"	3"	7/8"	2 1/8"

Available in all colors.  
Use guide below for size reference.

### Decorative Double Bracket

3" - 4" Return



	A (depth)	A (extended)	B (height)	C (width)	D (extended)	F (extended)	F (extended)
	1 3/8"	7 1/8"	8 1/8"	3"	7/8"	2 1/8"	3 1/8"

Available in all colors.  
Use guide below for size reference.

### Decorative Bypass Bracket

3 1/4" - 4 1/4" Return



	A (depth)	A (extended)	B (height)	C (width)	D (extended)	F (extended)	F (extended)
	1 3/8"	7"	8"	3"	7/8"	2 1/4"	3 1/4"

Available in all colors.  
Use guide below for size reference.

### Decorative Bracket Extension



	A (depth)	A (extended)	B (height)	C (width)
	1 3/8"	3"	4"	1/2"

Available in all colors.  
Use guide below for size reference.

### Standard Bracket

4 3/8" - 6 1/8" Return



	A (depth)	A (extended)	B (height)	C (width)	D	D (extended)
	1 3/8"	5 1/4"	7"	2 5/8"	1"	3 1/2"

Available in all colors.  
Use guide below for size reference.

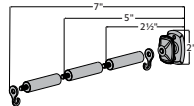
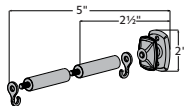
## Contemporary Round



**3" Medallion Holdback**  
Post arm with 2 1/2" or 5" clearance included



**4 1/2" Medallion Holdback**  
Post arm with 2 1/2", 5" or 7" clearance included



Available in all colors.

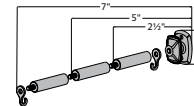
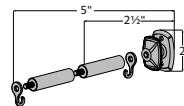
## Transitional Square



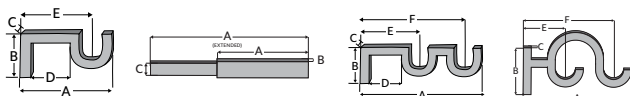
**3" Medallion Holdback**  
Post arm with 2 1/2" or 5" clearance included



**4 1/2" Medallion Holdback**  
Post arm with 2 1/2", 5" or 7" clearance included



Available in all colors.



Use the measurement guide to the left to help determine the correct dimensions for each product.

### Decorative Ceiling Bracket



	A (depth)	A (extended)	B (height)	B (extended)	C (width)	D
	1 3/8"	3 3/4"	4 3/4"	2 5/8"	3 3/8"	3"

Available in all colors.  
Use guide below for size reference.

### Decorative Ceiling Bypass Bracket



	A (depth)	A (extended)	B (height)	B (extended)	C (width)	D
	1 3/8"	3 3/8"	4 3/8"	2 5/8"	3 3/8"	3"

Available in all colors.  
Use guide below for size reference.

### Decorative Ceiling Bracket



	A (depth)	A (extended)	B (height)	B (extended)	C (width)	D	D2
	1 3/8"	3 5/8"	4 5/8"	2 5/8"	3 5/8"	5 1/8"	1/2"

Available in all colors.  
Use guide below for size reference.

### Decorative Ceiling Bypass Bracket



	A (depth)	A (extended)	B (height)	B (extended)	C (width)	D	D2
	1 3/8"	3 1/8"	4 1/8"	2 1/8"	3 1/8"	3"	2 5/8"

Available in all colors.  
Use guide below for size reference.

### Standard Center Bypass Bracket 5" - 6" Return



	A (depth)	A (extended)	B (height)	C (width)	D	D (extended)
	1 3/8"	5 3/4"	6 3/4"	2 5/8"	1"	3 1/2"

Available in all colors.  
Use guide below for size reference.

### Standard Double Bracket 4 1/4" - 6" Return



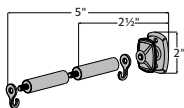
	A (depth)	A (extended)	B (height)	C (width)	D (extended)	D	F (extended)	F
	1 3/8"	7 1/8"	9 5/8"	2 5/8"	1"	3 1/2"	5 1/4"	7"

Available in all colors.  
Use guide below for size reference.

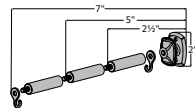
### Camber



**3" Medallion Holdback**  
Post arm with 2 1/2" or 5" clearance included



**4 1/2" Medallion Holdback**  
Post arm with 2 1/2", 5" or 7" clearance included



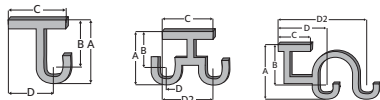
Available in all colors.

### Holdback Arm with Endcap



A (depth)	B (height)	C (width)
5"	5 3/4"	1 1/2"

Available in all colors.  
Use guide below for size reference.



Use the measurement guide to the left to help determine the correct dimensions for each product.



BUCKINGHAM®  
redefining luxury

DESIGNER METALS™  
inspiring brilliance

WOOD TRENDS™  
renewing traditions

WROUGHT IRON  
forging artistry

RENAISSANCE™  
awakening perfection

ARCHITRAC®  
practical precision

ESTATE™  
innovating comfort