

# Drapery Hardware

## Hardware Selection Guide

Summary . . . . .	2-3
Rod Width—General Guidelines . . . . .	4
Drapery Width—General Guidelines . . . . .	5

## Conventional Adjustable Traverse Rods

Super Heavy Duty (SHD) Traverse Rods . . . . .	6-8
Heavy Duty (HD) Traverse Rods . . . . .	8
Regular Duty (RD) Traverse Rods . . . . .	9
Conversion Kits and Accessories . . . . .	10-13
Recommended Weight Limits for Traverse Rods . . . . .	13

## Adjustable Cafe Rods

Cafe Rods . . . . .	14
Tension Rods . . . . .	15
Sash Rods . . . . .	16

## Curtain Rods

Crystal Clear™ Rods . . . . .	17-18
Lock-Seam Curtain Rods . . . . .	19-21
Standard Curtain Rods . . . . .	21-22
Dauphine® Rods—Flat Valance Rods . . . . .	23-26
Rod Pocket and Take-Up . . . . .	26
Rod Accessories . . . . .	27

## Accessories

Accessories and Replacement Parts, Drapery Hooks and Pins . . . . .	28-39
---	-------

## Cut-To-Measure, Made-To-Measure

Flexible Traverse Rod . . . . .	40
Crystal Clear Rodding . . . . .	40-41
Rods, Brackets, Supports, and Components . . . . .	41-42
9-200 Series . . . . .	43-44
9-300 Series . . . . .	45-46
Oval 9-400 Series . . . . .	47-48
3/8" Solid 9-600 Rodding; Steel . . . . .	49
Made-To-Measure Rod Sets . . . . .	50

## Bulk Rods

Bulk Rods, Recommended Weight Limits for Traverse Rods . . . . .	51-53
Dauphine Flat Rod Components . . . . .	54-56

## Commercial

Super Duty Slimline Track and Components . . . . .	57-63
Snap Tape and Accessories—Super Duty Slimline . . . . .	63-65
Stack Pleat Made-To-Measure Sets . . . . .	66-67
Roll Pleat Made-To-Measure Sets . . . . .	68-69
Pinch Pleat Made-To-Measure Sets . . . . .	70-71
Contrack® Track . . . . .	72-78

## Frameworks®

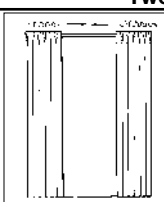
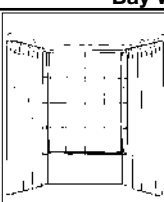


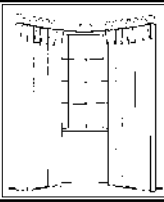
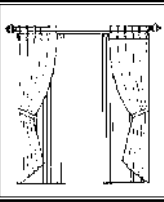
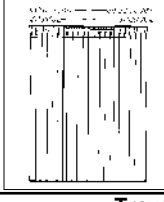
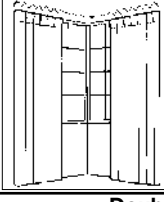

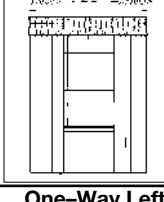

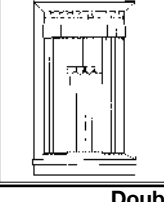
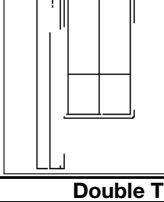
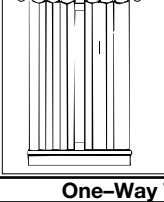

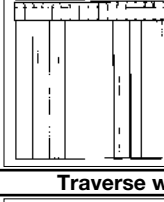
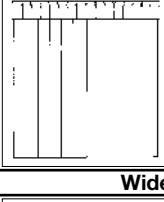
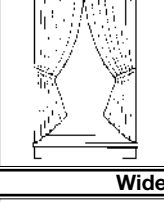
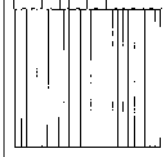
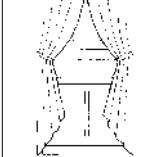
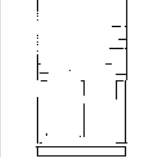
3/8" Decorative Rod Sets, Holdbacks, and Rings . . . . .	79-82
--	-------

## General Information

How to Order Cut-To-Measure Traverse Rods . . . . .	83
Custom Rod Comparison Chart . . . . .	84
Commercial Track Information . . . . .	85-86
Made-To-Measure Rods—Specifications . . . . .	87
Restraining and Cord Diagrams . . . . .	88
Drapery Hardware Metric Conversion Chart . . . . .	89
Bracket Guide . . . . .	90
Sales and Merchandising Aids . . . . .	91
Glossary . . . . .	92
Numerical Listing . . . . .	93-96
Drapery Hardware Limited Lifetime Warranty, Drapery Hardware Commercial Three-Year Warranty . . . . .	97

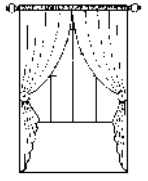
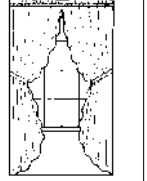

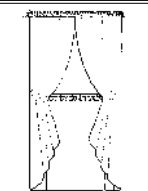
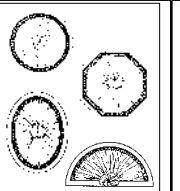
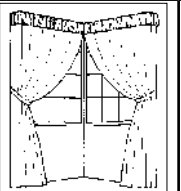
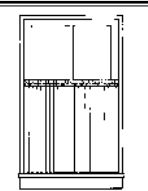

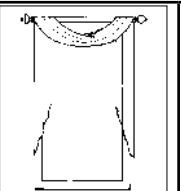
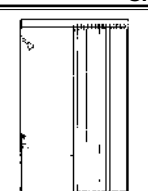
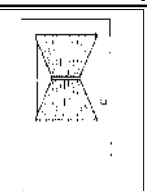
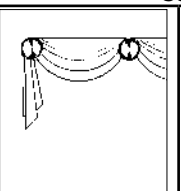
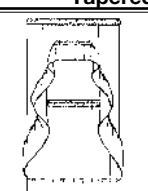
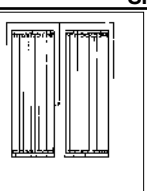
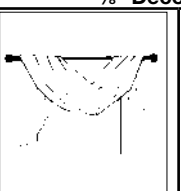
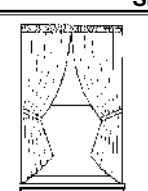

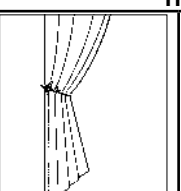
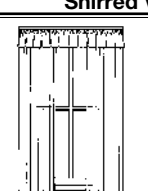
# Hardware Selection Guide

The purpose of this guide is to assist in the selection of the Graber® hardware needed for a given window treatment. For many treatments, you have a variety of rods and accessories to choose from. Product selection is made on the basis of finish, design styling, operating characteristics, drapery weight, and installation requirements. If desired, it is also possible to assemble a custom rod from component parts for selected treatments.

 <p><b>Two-Way Traverse</b></p> <p>Rod Sets..... 6-9 M-T-M Sets..... 40-50 Commercial..... 57-78</p>	 <p><b>Bay Window Traverse</b></p> <p>Flex Rod..... 6-7 M-T-M Sets..... 40-46, 50 Commercial..... 57-78</p>	 <p><b>Traverse with Sheer</b></p> <p>Curtain Rods..... 19-27</p>
 <p><b>Traverse and Sheer</b></p> <p>Conversion Kits..... 10-11 Oval C-T-M Rods..... 47-48</p>	 <p><b>Bow Window Traverse</b></p> <p>Flex Rod..... 6-7 M-T-M Sets..... 40-46, 50 Commercial..... 57-78</p>	 <p><b>Pleated Panels over Sheer</b></p> <p>Rod Sets..... 79-80 Rings..... 29, 81 Tieback Holders..... 79-80 Curtain Rods..... 19-27</p>
 <p><b>Double Traverse</b></p> <p>Rod Sets..... 6-8 Conversion Kits..... 10-11</p>	 <p><b>Corner Window Traverse</b></p> <p>Flex Rod..... 6-7 M-T-M Sets..... 40-46, 50 Commercial..... 57-78</p>	 <p><b>Pleated Drapery Panels</b></p> <p>Rod Sets..... 79-80 Rings..... 29, 81 Tieback Holders..... 79-80</p>
 <p><b>Traverse and Valance</b></p> <p>Curtain Rods..... 23</p>	 <p><b>Double Master Carrier</b></p> <p>Cord Diagram..... 88 Commercial..... 72-78</p>	 <p><b>Valance with Side Panels and Cafe</b></p> <p>Spring Tension Rods... 15, 26 Sash Rods..... 15, 17, 22 C-T-M Rods..... 40-50 Commercial..... 57-78</p>
 <p><b>One-Way Left and Right Traverse Rods</b></p> <p>Rod Sets..... 6-9 M-T-M Sets..... 40-46, 50 Commercial..... 57-78</p>	 <p><b>Tab Top Curtain</b></p> <p>Cafe Rods..... 14 Rod Sets..... 79-80</p>	 <p><b>Double Cafe Curtains</b></p> <p>Cafe Rods..... 14-16 Rings and Clips..... 29, 81 Solid C-T-M Rodding.... 49</p>
 <p><b>Double Traverse with Valance</b></p> <p>Curtain Rods..... 30-36 Oval C-T-M Rods..... 47-48</p>	 <p><b>One-Way Traverse and Valance</b></p> <p>Curtain Rods..... 30-36 Oval C-T-M Rods..... 47-48</p>	 <p><b>Shirred Panels</b></p> <p>Rod Sets..... 14-16 Solid C-T-M Rodding.... 49 Decorative Rods..... 79-80</p>
 <p><b>Traverse with Valance and Sheer</b></p> <p>Oval C-T-M Rods..... 47-48</p>	 <p><b>Wide Pocket Panels</b></p> <p>Dauphine..... 17-26</p>	 <p><b>Wide Pocket Topper</b></p> <p>Dauphine..... 17-26</p>

# Hardware Selection Guide

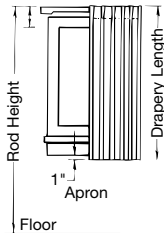
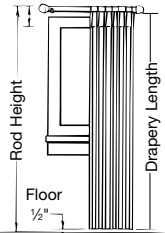
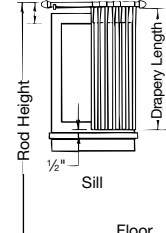
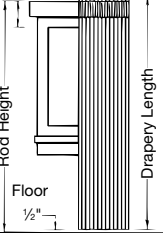
The purpose of this guide is to assist in the selection of the Graber® hardware needed for a given window treatment. For many treatments, you have a variety of rods and accessories to choose from. Product selection is made on the basis of finish, design styling, operating characteristics, drapery weight, and installation requirements. If desired, it is also possible to assemble a custom rod from component parts for selected treatments.

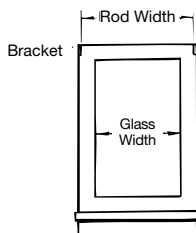
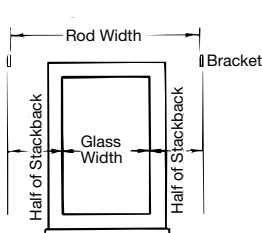
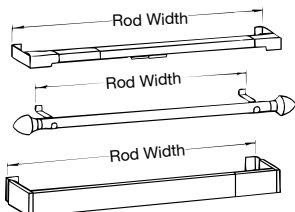
 <p>Rod Sets . . . . . 79-80 Solid C-T-M Rodding . . . 49</p>	 <p>Curtain Rods . . . . . 17-26 Oval C-T-M Rods . . . 47-48 Dauphine . . . . . 17-26</p>	 <p>Dauphine . . . . . 17-26 Cafe Rods . . . . . 14-15 Sash Rods . . . . . 15, 17, 22</p>
 <p>Rod Sets . . . . . 79-80 Sash Rods . . . . . 15, 17, 22</p>	 <p>Arch Rod Kit . . . . . 17 Specialty Window Kit . . . 17 Crystal Clear™ Accessories . . . . . 17 Crystal Clear Rodding . . . 40</p>	 <p>Curtain Rods . . . . . 22 Dauphine Rods . . . . . 17-26</p>
 <p>Spring Tension Rods . . . 16 Sash Rods . . . . . 16-17, 22 Spring Tension Dauphine® . . . . . 25-26</p>	 <p>Sash Rods . . . . . 15, 17, 22 Crystal Clear Sash Rod . . 17 C-T-M Rods . . . . . 40-50</p>	 <p>Rod Sets . . . . . 79-80</p>
 <p>1" Spring Tension Rods . . 16 Spring Tension Dauphine . . . . . 25-26 Rings . . . . . 29</p>	 <p>Sash Rods . . . . . 15, 17, 22 Crystal Clear Sash Rod . . 17 C-T-M Rods . . . . . 40-50</p>	 <p>Holdbacks . . . . . 79-80</p>
 <p>Curtain Rods . . . . . 17-26 Dauphine . . . . . 23-26 Spring Tension Dauphine . . . . . 25-26 Sash Rods . . . . . 15, 17-18 Oval C-T-M Rods . . . 47-48</p>	 <p>Sash Rods . . . . . 15, 17, 22 Crystal Clear Sash Rod . . 17 C-T-M Rods . . . . . 40-50</p>	 <p>Holdbacks . . . . . 79-80 Accessories . . . . . 81 Rod Sets . . . . . 79-80</p>
 <p>Curtain Rods . . . . . 17-26 Dauphine . . . . . 23-26 Oval C-T-M Rods . . . 47-48</p>	 <p>Double Rods . . . . . 19-20 Oval C-T-M Rods . . . 47-48</p>	 <p>Holdbacks . . . . . 79-80</p>
 <p>Double Curtain Rods . . 19-20 Dauphine . . . . . 17-26 Dauphine and Traverse Rods . . . . . 7, 23 Oval C-T-M Rods . . . 47-48</p>		

# Hardware Selection Guide

The placement and type of drapery hardware depends on the look you wish to create. Rod placement and type determines the width and length of the draperies needed. The information presented below are only general guidelines. Consult your workroom, installer, sales representative, instruction sheets, or fact sheet for specific information.

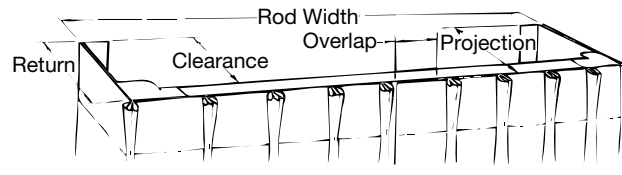
## Rod Width—General Guidelines

				
	<b>Conventional Traverse Rod</b>	<b>Decorative Traverse Rod</b>	<b>Cafe Rod</b>	<b>Shirred Rod or Pole</b>
Measuring Starting Point	Top of rod	Bottom of rings	Bottom of rings	Top of header or top of rod (no header)
Rod Placement Guideline (inches)	4 above edge of glass	4-5 above edge of glass	4-5 above edge of glass	4-8½ above edge of glass; rod width clears edge, allows for supports
Drapery Length	The distance from the finished top edge to the finished bottom edge of the drapery panel			
Finished Length	Final top to bottom length of treatment including allowances for rod take-up, poufs, etc. allowances are added to drapery length to determine finished length			
Take-Up	Distance the drapery is shortened when shirred through a rod pocket; see take-up section in adjustable cafe rod quality notes			

			
	<b>No Stackback</b>	<b>Stackback Two-Way Draw</b>	<b>Bracket to Bracket Measurement</b>
Stackback	The amount of space required to completely draw open the drapery to clear the glass; a general rule is to add 1/3 of window width to allow for total stackback		
Rod Width	Width of window plus total stackback		

# Hardware Selection Guide

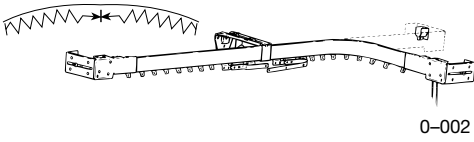
## Drapery Width—General Guidelines



Two-Way Conventional Traverse

Drapery Finished Width	<ul style="list-style-type: none"> <li>Finished width = rod width + overlap + returns</li> </ul>
Overlap	<ul style="list-style-type: none"> <li>The part of the drapery panel which rides the master carrier and overlaps the other drapery panel in the center when the drapes are closed</li> <li>A general rule is to allow 2½"–3½" per drapery panel on a two-way draw traverse rod</li> <li>Overlap allowance not needed for one-way draw or shirred pocket installation</li> <li>Consult workroom for specific guidelines</li> </ul>
Returns	<ul style="list-style-type: none"> <li>The amount of drapery that covers the distance from the face of the rod to the wall</li> <li>A general rule is to add ½" to projection to avoid fabric binding</li> <li>Exact return distances are given for each Graber® traverse rod</li> </ul>
Fullness	<ul style="list-style-type: none"> <li>Fullness defines the amount of fabric that is pleated or shirred for a given drapery finished width.</li> <li>Treatment fullness can be expressed as a percentage (e.g. 100%) or a ratio (e.g. 2 to 1)</li> <li>Fabric weight and personal preference determine fullness</li> <li>Consult workroom for specific guidelines</li> </ul>
Projection	<ul style="list-style-type: none"> <li>Distance from the wall to the front of the rod</li> </ul>
Clearance	<ul style="list-style-type: none"> <li>Distance from the wall to the back side of the rod</li> </ul>

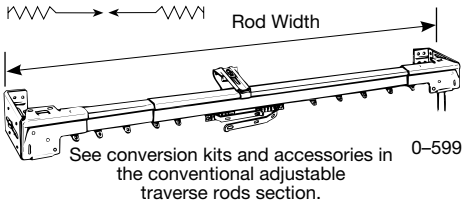
## Conventional Adjustable Traverse Rods

Flex Rod								
Item Number	Description	Slides	Full Package (each)	Weight (pounds)	Image	Price	Less Pack	Optional Retail
0-002-1	12 foot flex rod	36	1	8.02		\$98.26	-	216.17

**FINISH:** White (1) (additional flex rod sets located in cut-to-measure, made-to-measure section) **RETURN:** 3"-5"  
Projects 2¼"-4¼" — 2 six-foot rod sections with splice, brackets, and supports<sup>Δ</sup>

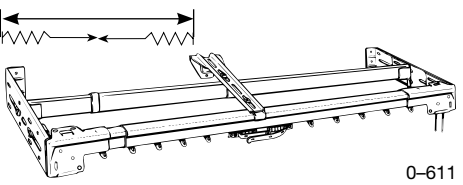
## Super Heavy Duty (SHD) Traverse Rods

### SHD Two-Way Traverse Rods

Item Number	Description (inches)	Slides	Full Package (each)	Weight (pounds)	Image	Price	Less Pack	Optional Retail
0-601-1	30-48	10	6	11.03		\$13.24	18.54	29.13
0-599-1	38-66	16	6	14.44		16.45	23.03	36.20
0-602-1	48-84	20	6	16.06		20.33	28.46	44.72
0-603-1	66-120	30	4	14.02		23.43	32.80	51.54
0-604-1	84-156	38	4	17.05		26.37	36.91	58.00
0-6052-1	120-228 (2 piece)	56	4	24.00		31.85	44.59	70.06
0-606-1	228-312 (3 piece)	76	1	10.88		47.25	-	103.95

**FINISH:** White (1) **RETURN:** 3¼"-4¾"  
Projects 2¼"-4¼"; clearance 2"-3½"<sup>Δ</sup>

### SHD Traverse and Plain

Item Number	Description (inches)	Slides	Full Package (each)	Weight (pounds)	Image	Price	Less Pack	Optional Retail
0-611-1	30-48	10	4	9.69		\$19.77	27.68	43.50
0-612-1	48-84	20	4	14.01		24.20	33.88	53.25
0-614-1	84-156	38	4	23.04		36.72	51.41	80.78

**FINISH:** White (1) **RETURN:** 5¾"-7" (outer rod)  
Projects ½"-2¾" (inner rod) and 5"-6½" (outer rod); clearance ¼"-2¼" inner, 4½"-5¾" outer<sup>Δ</sup>

Additional accessories located in accessories, cut-to-measure, made-to-measure, and bulk rod sections.

<sup>Δ</sup>Packed with cord tension pulley.

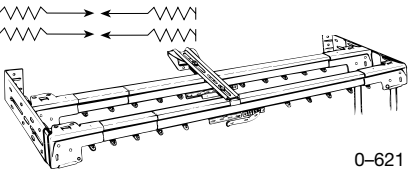
See quality notes for recommended traverse rod weight limits on page 13.

See general information for restringing, converting to one way draw, and multiple draw cord diagrams.

## Conventional Adjustable Traverse Rods

### Super Heavy Duty (SHD) Traverse Rods

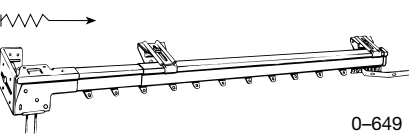
#### SHD Double Traverse Rods

Item Number	Description (inches)	Slides	Full Package (each)	Weight (pounds)	Image	Price	Less Pack	Optional Retail
0-621-1	30-48	10/10	4	17.82	 0-621	\$30.96	43.35	68.12
0-622-1	48-84	20/20	4	25.62		44.26	61.96	97.37
0-623-1	66-120	30/30	4	33.87		50.91	71.28	112.01
0-624-1	84-156	38/38	4	41.71		59.77	83.67	131.49
0-625-1	120-228	56/56	4	50.00		76.05	106.47	167.31

**FINISH:** White (1) **RETURN:** 5¼"-7" (outer rod)

Projects 2"-3¼" (inner rod) and 5"-6½" (outer rod); clearance 1¼"-2½" inner, 4½"-5¼" outer<sup>Δ</sup>

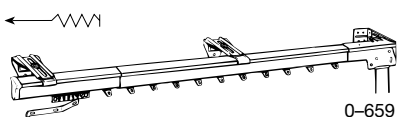
#### SHD One-Way Left Traverse Rods

Item Number	Description (inches)	Slides	Full Package (each)	Weight (pounds)	Image	Price	Less Pack	Optional Retail
0-651-1	30-48	11	4	9.25	 0-649	\$13.24	18.54	29.13
0-649-1	38-66	17	4	12.13		16.45	23.03	36.20
0-652-1	48-84	21	4	13.97		20.33	28.46	44.72
0-653-1	66-120	31	4	18.67		23.43	32.80	51.54
0-654-1	84-156	39	4	20.90		26.37	36.91	58.00

**FINISH:** White (1) **RETURN:** 3¼"-4¾"

Projects 2¾"-4¼"; clearance 2"-3½"<sup>Δ</sup>

#### SHD One-Way Right Traverse Rods

Item Number	Description (inches)	Slides	Full Package (each)	Weight (pounds)	Image	Price	Less Pack	Optional Retail
0-661-1	30-48	11	4	8.64	 0-659	\$13.24	18.54	29.13
0-659-1	38-66	17	4	12.16		16.45	23.03	36.20
0-662-1	48-84	21	4	13.91		20.33	28.46	44.72
0-663-1	66-120	31	4	18.42		23.43	32.80	51.54
0-664-1	84-156	39	4	23.24		26.37	36.91	58.00

**FINISH:** White (1) **RETURN:** 3¼"-4¾"

Projects 2¾"-4¼"; clearance 2"-3½"

Additional accessories located in accessories, cut-to-measure, made-to-measure, and bulk rod sections.

<sup>Δ</sup>Packed with cord tension pulley.

See quality notes for recommended traverse rod weight limits on page 13.

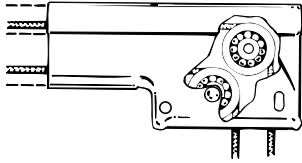
See general information for restringing, converting to one way draw, and multiple draw cord diagrams.

# Conventional Adjustable Traverse Rods

## Quality Notes: Super Heavy Duty (SHD) Traverse Rods

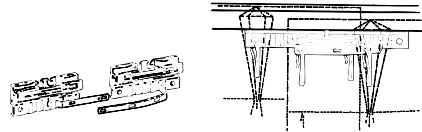
### Ball Bearing End Pulleys

- Featured in: super heavy duty rods
- Designed for long life and minimum draw force
- Operate smoothly and quietly



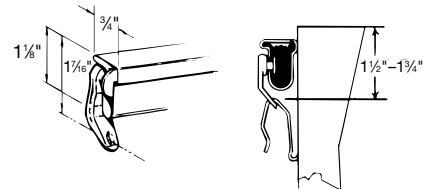
### Adjustable-Reversible Master Carrier

- Featured in: super heavy duty rods
- Vary drapery overlap on either master base; overlap arm locks securely into one of six positions
- Reverses for one-way conversion with the adjustment of a single screw from front of rod



### Super Heavy Duty Traverse Rod (0-600 Series)

- Strong .0165 gauge steel with contour tapered profile allows draperies to hang neater and provides smooth operation on the longest extensions
- Rod edges are deburred and rounded for smooth traversing
- Laced with continuous #3/4 braided cord
- Ceiling or wall mount options



## Heavy Duty (HD) Traverse Rods

### HD Two-Way Traverse Rods

Item Number	Description (inches)	Slides	Full Package (each)	Weight (pounds)	Image	Price	Less Pack	Optional Retail
0-401-1	30-48	10	6	11.00		\$11.80	16.52	25.96
0-402-1	48-84	20	6	16.01		18.13	25.39	39.89
0-403-1	66-120	30	6	20.09		21.28	29.80	46.82
0-404-1	84-156	38	6	25.01		24.86	34.81	54.70
0-405-1	120-228	56	6	34.00		29.05	40.67	63.92

**FINISH:** White (1) **RETURN:** 3/4"-4 3/4"

Projects 2 3/4"-4 1/4"; clearance 2"-3 1/2"Δ

Additional accessories located in accessories, cut-to-measure, made-to-measure, and bulk rod sections.

**Note: Standard cord length is 7 feet.**

ΔPacked with cord tension pulley.

See quality notes for recommended traverse rod weight limits on page 13.

See general information for restringing, converting to one way draw, and multiple draw cord diagrams.

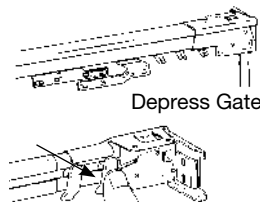
## Quality Notes: Heavy Duty (HD) Traverse Rods

### Heavy Duty Traverse Rod (0-400 Series)

- Heavy .0165 gauge steel provides slim profile, contoured rod with strength and durability
- Laced with heavy duty braided cord

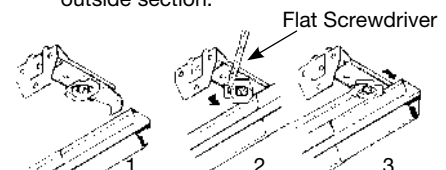
### Slide Gate

- Featured on all Graber® conventional traverse rods
- Gate returns to closed position automatically



### Universal Cam-Lock Stirrup

- **Featured in: heavy duty and super heavy duty rods**
- Interchangeable for inside or outside rod sections
- Locks securely with a twist of a screwdriver.
  1. Open position—for inserting rod.
  2. Closed position—for locking inside section.
  3. Closed position—for locking outside section.

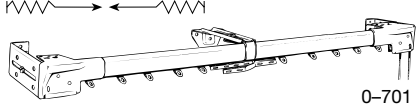




# Conventional Adjustable Traverse Rods

## Regular Duty (RD) Traverse Rods

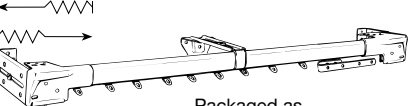
### RD Two-Way Traverse Rods

Item Number	Description (inches)	Slides	Full Package (each)	Weight (pounds)	Image	Price	Less Pack	Optional Retail
0-701-1	28-48	10	6	8.01		\$9.38	13.13	20.63
0-702-1	48-84	20	6	12.01		12.35	17.29	27.17
0-703-1	66-120	30	4	10.02		16.04	22.46	35.30
0-704-1	84-156	38	4	13.01		20.07	28.09	44.14

**FINISH:** White (1) **RETURN:** 3/4"-4 3/4"

Projects 2 3/4"-4 1/4"; clearance 2"-3 1/2"



### RD One-Way Convertible Traverse Rods

Item Number	Description (inches)	Slides	Full Package (each)	Weight (pounds)	Image	Price	Less Pack	Optional Retail
0-751-1	28-48	11	6	8.04		\$9.82	13.74	21.60
0-752-1	48-84	21	6	12.02		12.35	17.29	27.17
0-753-1	66-120	31	6	16.01		16.21	22.70	35.67

**FINISH:** White (1) **RETURN:** 3/4"-4 3/4"

Projects 2 3/4"-4 1/4"; clearance 2"-3 1/2"

### RD Hold-Tite Stirrups and Supports

Item Number	Description (inches)	Slides	Full Package (each)	Weight (pounds)	Image	Price	Less Pack	Optional Retail
9-324-1	Stirrup, outer rod section		50	1.50		\$0.88	1.23	1.94
9-325-1	Stirrup, inner rod section		50	1.50		0.88	1.23	1.94
9-332-1	Support, projects 2 1/2"-4 1/4", inner		10	1.01		1.60	2.23	3.51

Additional accessories located in accessories, cut-to-measure, made-to-measure, and bulk rod sections.

**See quality notes for recommended traverse rod weight limits.**

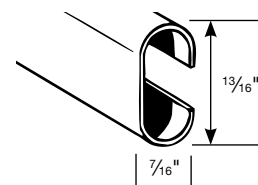
**See general information for restringing, converting to one way draw, and multiple draw cord diagrams.**

### Quality Notes: Conventional Traverse Rods—Features

Feature	Benefit	Super Heavy Duty 600/6000 Series	Heavy Duty 400/4000 Series	Regular Duty 700/7000 Series
Universal Front Loading End Brackets	Easy to install, even close to ceiling	√	√	√
Metal Adjustable—Reversible Master Carriers	Vary drapery overlap	√		
Ball Bearing End Pulleys	Smooth, quiet traversing, heavy duty	√		
Polyethylene End Pulleys	Economical, durable		√	√
Spring Loaded Slide Gate	Easy to add or remove slides, no latch to close	√	√	√
Molded, Canted Slides	Silent, smooth operation, holds heading erect	√	√	√
Can Convert to One-Way Draw	Versatility	√		
Scored Center Support Base	Mount on narrow casings	√	√	√
Universal Cam—Lock Stirrup	Interchangeable for inside and outside rod	√	√	
Braided Polyester Cord	Stretch and shrink resistant cord	#3 3/4	#3 3/4	#3 3/4
Angled Tip on Overlap Arm	Reduces wear on fabric	√	√	

### Regular Duty Traverse Rod (0-700 Series)

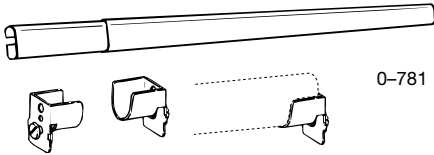
- Durable 0.0165 gauge steel provides excellent service with regular weight draperies at an economical price
- Packed complete with brackets, screws, and cord drops
- Laced with heavy duty cord



## Conventional Adjustable Traverse Rods

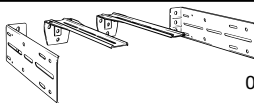

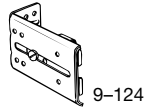

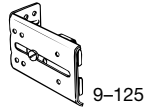

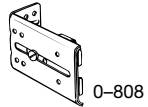


### Conversion Kits and Accessories

#### Traverse Sheer Rod Kit

Item Number	Description (inches)	Full Package (each)	Weight (pounds)	Image	Price	Less Pack	Optional Retail
0-781-1	28-48	12	5.94		\$4.32	6.04	9.49
0-782-1	48-84 (1 Support)	12	8.04		6.81	9.54	14.99
0-783-1	66-120 (2 Supports)	6	7.89		10.13	14.19	22.29
0-784-1	84-156 (3 Supports)	6	8.25		11.35	15.89	24.97

FINISH: White (1)

#### Conversion Kits and Brackets

Item Number	Description (inches)	Full Package (each)	Weight (pounds)	Image	Price	Less Pack	Optional Retail
0-803-1	Double traverse rod kit	10 envelope	5.44		\$3.82	5.35	8.41
0-804-0	Traverse sheer rod brackets (1 H x 1/2 W x 3/4 D)	10 envelope	.44		1.37	1.91	3.00
9-124-1	1 1/8-2 1/2 projection bracket (super heavy duty and heavy duty rods)	10 pair	2.01		1.88	2.63	4.13
9-133-1	1 1/8-2 1/2 projection support (super heavy duty and heavy duty rods)	10	1.06		1.49	2.09	3.28
9-125-1	2 1/4-4 1/4 projection bracket (super heavy duty and heavy duty rods)	10 pair	2.04		1.71	2.40	3.77
9-1359-1	2 3/4-4 1/4 projection support (super heavy duty and heavy duty rods)	100	11.56		1.22	1.71	2.68
0-808-1	5-6 1/2 projection bracket	10 pair	3.06		2.49	3.48	5.47
0-809-1	5-6 1/2 projection (center support)	10	1.05		2.05	2.87	4.50
9-140-1	Universal support (super heavy duty and heavy duty rods)	25	1.00		0.88	1.23	1.94

FINISH: Zinc Chromate (0), White (1)

# Conventional Adjustable Traverse Rods

Master Carriers						
Item Number	Description	Full Package (each)	Weight (pounds)	Price	Less Pack	Optional Retail
9-110-1	Curved rod masters	10 pair	2.25	\$3.47	4.85	-
9-310-1	Two-way master carrier	10 pair	1.03	1.58	2.21	-
9-312-1	One-way left or right reversible master carrier	50	37.8	1.47	-	-
		10	7.56	1.58	2.21	-

**FINISH:** White (1)

**Traverse Sheer Rod Kit (0-781-1):** Converts the existing Graber® conventional traverse rod into a traverse and sheer rod combination. Fasten sockets onto the traverse rod brackets.

**Double Traverse Rod Kit (0-803-1):** Combines two adjustable traverse rods to make a single double traverse rod. Fits all Graber traverse rods. Projects: 2"-3¼" inner, 5¼"-6½" outer.

**Traverse and Sheer Rod Kit (0-804-0):** Contains two sockets that fasten to all Graber traverse rod brackets.

**Brackets:** End brackets fit all traverse rod series.

## Quality Notes: Brackets and Supports

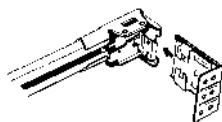
**Center supports** are hidden behind the rod for a clean finished appearance.

**Bracket and Support Chart**

Rod Width (inches)	Number of End Brackets	Number of Supports	Number of Combination Brackets
28-48	2	0	2
38-66	2	1	3
48-84	2	1	3
66-120	2	1	3
84-156	2	2	4
130-240	2	3	5
228-312	2	5	7

### Front-Loading End Brackets

- Featured on all Graber® conventional traverse rods
- Design permits mounting close to ceiling
- Rod locks automatically into brackets
- Locking trigger depresses for release
- Brackets are universal, right or left
- Distance from top hole in bracket to top of rod is ¼"
- For ceiling mount, insert screws through top flange; use end bracket for return
- Adjustable projection



### Center Support Base

- Bottom of base is scored and can be removed to fit narrow casings
- Bracket base can be bent to conform to rounded casings

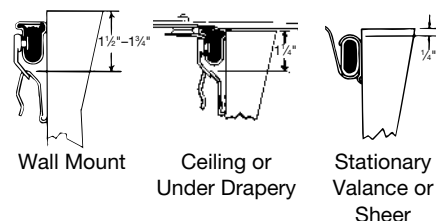


### Traverse Cord

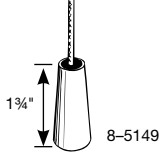
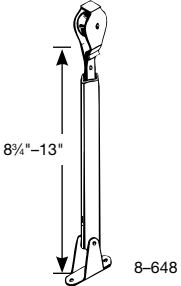
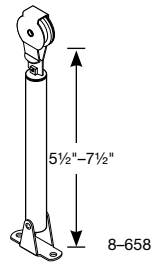
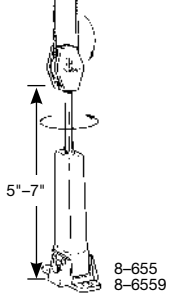
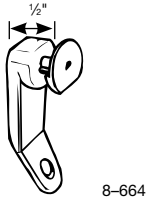
- Cord is tested for 10,000 cycles
- Cord will not fray in normal use
- Braided polyester cord for extra strength and minimum stretch
- Minimum breaking standard is 130 pound on #3¾ cord

### Traverse Rod Pinsettings

- Pinsetting is the distance from the top of the hook to the top of the heading



## Conventional Adjustable Traverse Rods

Traverse Rod Accessories							
Item Number	Description	Full Package (each)	Weight (pounds)	Image	Price	Less Pack	Optional Retail
8-5149-1	Unweighted cord drops (boxed)	100 pair	1.38		\$14.39c	-	-
8-648-1	Ball bearing cord tension pulley	100	30.00		8.95	-	-
		10	3.00		9.17	12.83	20.17
8-658-1	Cord tension pulley (baked white enamel)	10	2.04		9.14	12.79	20.10
8-655-1	Molded cord tension pulley* (1/envelope)	10 envelope	.81		1.52	2.13	3.35
8-6559-1	Molded cord tension pulley (bulk)	300	15.09		0.51	-	-
		100	5.03		0.69	-	1.52
8-664-1	Traverse rod add-a-slide** (10/envelope)	25 envelope	.04		1.37	1.91	3.00


**FINISH:** White (1)

\*Comes standard with adjustable traverse rods.

\*\*Slides can be added after drapery is already installed.

Additional accessories located in accessories, cut-to-measure, made-to-measure, and bulk rod sections.

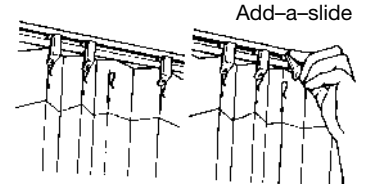
# Conventional Adjustable Traverse Rods

Traverse Rod Accessories							
Item Number	Description	Full Package (each)	Weight (pounds)	Image	Price	Less Pack	Optional Retail
8-666-1	Traverse rod slides** (10/envelope)	25 envelope	.88	 8-666	\$1.26	1.76	2.77

**FINISH:** White (1)

\*\*Slides can be added after drapery is already installed.

Additional accessories located in accessories, cut-to-measure, made-to-measure, and bulk rod sections.



## Recommended Weight Limits for Traverse Rods

Super Heavy Duty	Up to 84"	1½ pounds per foot; with two or more center supports; 2 pounds per foot
	Over 84"	1 pound per foot; with two or more center supports; 1½ pounds per foot
Decorative	Up to 84"	1½ pounds per foot
	Over 84"	1 pound per foot
Heavy Duty	Up to 84"	1 pound per foot; with two or more center supports; 1½ pounds per foot
	Over 84"	
Regular	All sizes	½ pound per foot (using a sheer or very lightweight fabric)

## Quality Notes: Traverse Rods

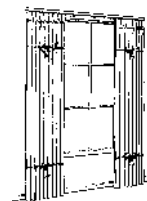
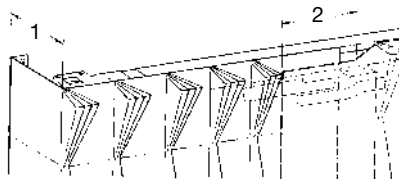
### Traverse Rod Terms

- Rod width is measured from outside of end bracket to outside of end bracket
- Return is the distance needed for the drapery panel to cover the rod projection from the wall; returns may vary according to workroom standards
- Projection is the distance from the wall to the front of the rod
- Overlap of the panel occurs when the drapery panels are drawn closed

### Drapery Tips

#### Hanging Drapery:

- Hang panels starting from master carrier
- Pinch hook tight on master carriers to prevent hangups or snags
- Don't skip slides; slide extras to end of rod to remove through gate



1. Return: the fabric which follows the bracket back to the wall.
2. Overlap: the fabric on by-passing master carriers.


### Training Drapery:

- To help a pleated drapery stack neatly, crease or "break" the stiffened heading between the pleats by folding the space between each pleat in half and running your thumb and forefingers up and down the buckram, thereby "creasing" the buckram
- For a conventional traverse rod, crease the buckram away from the rod, towards the room
- For a decorative rod with rings, fold and crease the buckram back towards the wall and away from the room
- Traverse the draperies to their stacked, open position, smooth the pleats and folds, and loosely tie with cloth strips in two or three places; let stand two or three days, then untie; draperies should now traverse and stack neatly and smoothly

## Adjustable Cafe Rods

### Cafe Rods

#### ¾" Tradition Cafe Rods


Item Number	Description (inches)	Full Package (each)	Weight (pounds)	Image	Price	Less Pack	Optional Retail
2-461-8,78	28-48	12 envelope	11.06		\$7.20	10.08	15.85
2-462-8,78	48-84	6 envelope	8.94		10.49	14.69	23.08
2-463-8,78	84-120	6 envelope	12.50		15.19	21.27	33.43

**FINISH:** Brass (8), Nickel (78)

**NOTE:** Maximum drapery weight = ¾ pound per foot of rod.

Projects 2¼"; clearance 1½"

#### 7/16" Tradition Cafe Rods

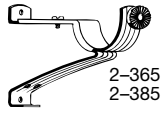
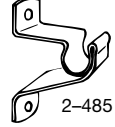
Item Number	Description (inches)	Full Package (each)	Weight (pounds)	Image	Price	Less Pack	Optional Retail
2-480-1,8,78	18-28	12 envelope	3.38		\$2.39	3.35	5.27
2-481-1,8,78	28-48	12 envelope	5.00		2.56	3.59	5.64
2-482-1,8,78	48-84	12 envelope	8.19		4.62	6.47	10.16
2-483-1,8,78	84-120	12 envelope	11.50		7.74	10.83	17.02

**FINISH:** White (White rod uses brass finials) (1), Brass (8), Nickel (78)

**NOTE:** Maximum drapery weight = ¼ pound per foot of rod.

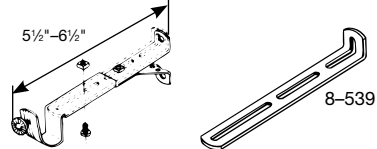
Projects 1¼"; clearance ¾"

#### Cafe Brackets: (2/envelope)

Item Number	Description (inches)	Full Package (each)	Weight (pounds)	Image	Price	Less Pack	Optional Retail
2-365-8	¾ adjustable bracket (projects 2¾-3¾)	10 envelope	1.06		\$2.23	3.12	4.90
2-385-8	7/16 adjustable bracket, (projects 2¾-3¾)	10 envelope	1.05		2.01	2.81	4.41
2-485-8	7/16 bracket (projects 1¼)	10 envelope	.03		1.17	1.63	2.56

**FINISH:** Brass (8)

#### Decorative Rod Projection Extenders

Item Number	Description	Full Package (each)	Weight (pounds)	Image	Price	Less Pack	Optional Retail
8-539-8	Extender only	10 envelope	1.31		\$1.49	2.09	3.28

**FINISH:** Brass (8)


**NOTE:** Use with 1" and 1½" rods.

Projects 5½"-6½", (1/envelope)

## Adjustable Cafe Rods


### Tension Rods

#### 3/4" Round Spring Tension Cafe Rods

Item Number	Description (inches)	Full Package (each)	Weight (pounds)	Image	Price	Less Pack	Optional Retail
2-661-8	28-48	12 envelope	11.44		\$5.63	7.88	12.38
2-662-8	48-80	12 envelope	18.25		7.28	10.19	16.01

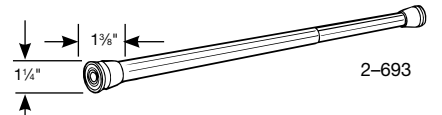
**FINISH:** Brass (8)

#### 7/16" Round Spring Tension Cafe Rods

Item Number	Description (inches)	Full Package (each)	Weight (pounds)	Image	Price	Less Pack	Optional Retail
2-678-1	8-11 (2/envelope)	12 envelope	3.75		\$3.97	5.56	8.73
2-679-1	11-18 (2/envelope)	12 envelope	6.00		4.53	6.34	9.96
2-680-1	18-28 (1/envelope)	12 envelope	2.94		2.54	3.56	5.59
2-681-1	28-48 (1/envelope)	12 envelope	4.50		2.76	3.87	6.08


**FINISH:** White (1)

#### 1" Shower Spring Tension Rods

Item Number	Description (inches)	Full Package (each)	Weight (pounds)	Image	Price	Less Pack	Optional Retail
2-693-0, 01	42-72	4	7.44		\$9.39	13.14	20.65
2-695-01	84-120	4			16.28	22.79	35.81

**FINISH:** Chrome (0), White (01)

#### Oval Spring Tension Rods


Item Number	Description (inches)	Full Package (each)	Weight (pounds)	Image	Price	Less Pack	Optional Retail
2-870-1	16-24	12 envelope	3.56		\$3.53	4.94	7.76
2-871-1	22-36	12 envelope	4.04		4.24	5.94	9.33
2-872-1	36-60	12 envelope	7.31		4.85	6.79	10.67
2-873-1	48-84	12 envelope	10.00		6.51	9.11	14.32

**FINISH:** White (1)

# Adjustable Cafe Rods

## Sash Rods

### 7/16" Round Sash Cafe Rods

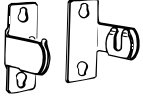
Item Number	Description (inches)	Full Package (each)	Weight (pounds)	Image	Price	Less Pack	Optional Retail
2-980-1	18-28	24 envelope	5.04		\$2.54	3.56	5.59
2-981-1	28-48	24 envelope	8.25		2.70	3.78	5.94
2-982-1	48-84	12 envelope	7.00		3.75	5.25	8.25

**FINISH:** White (1)

**NOTE:** All ends and brackets are brass finish.

Projects 1"

### Sash Bracket

Item Number	Description	Full Package (each)	Weight (pounds)	Image	Price	Less Pack	Optional Retail
2-985-8	1 pair/envelope	10 envelope	.03		\$1.10	1.54	2.43

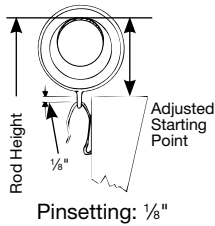
**FINISH:** Brass (8)

Projects 1"

## Quality Notes: Cafe Rods

### Cafe Rod Width

- Measured from bracket to bracket
- Measuring Finished Length: cafe rods**
  - When the drapery heading starts below the rod, the starting point for measuring finished length is at the bottom of the ring



**Rod Pockets: take-up** is when the drapery is shirred through a rod pocket, the drapery is shortened by a distance equal to thickness of rod.

Rod Size (inches)	Pocket (inches)	Take-up (inches)
1	1 3/4-2	1
7/16	1	7/16-1/2

### Rings and Clips

- Select ring or clip with an inside diameter (ID) 1/4"-1/2" larger than rod diameter to ensure easy traversing

**NOTE:** Rod height will vary based on rod diameter and ring size.

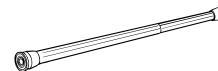
### 7/16" Round Sash Cafe Rods

- Finished in white
- Packaged complete with snap-in brackets and screws
- Typically used on doors with a rod at the top and bottom



### 1" Spring Tension Rods

- Decorative touch for bathrooms, bedrooms, and closets
- Screw-out length adjustment
- Color coordinated end caps provide sure grip
- End cap anchor groove holds shower rings in place
- Snug fit ferrule




See accessories section for rings and clips.



# Curtain Rods

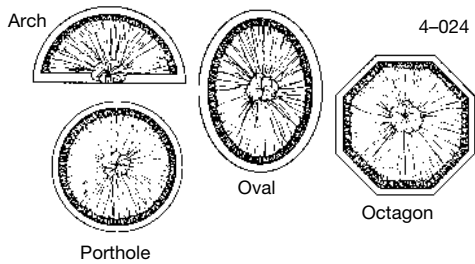
## Crystal Clear™ Rods

Crystal Clear Arch Rod				Outside Mount			
Item Number	Description (inches)	Full Package (each)	Weight (pounds)	Image	Price	Less Pack	Optional Retail
4-022-1	28-40	12	5.13		\$7.67	10.73	16.86
4-023-1	40-86 (2 pieces)	6	4.38		13.50	18.90	29.71

**FINISH:** Clear (1)

Projects 2½"; 4"-14" arch; ⅝" tubing

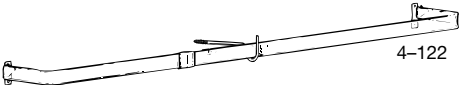
## Crystal Clear Specialty Window Hardware Kit

Item Number	Description (inches)	Full Package (each)	Weight (pounds)	Image	Price	Less Pack	Optional Retail
4-024-1	For windows up to 46	6	2.50		\$11.85	16.60	26.08
4-0241-1	For windows up to 92	6	3.00		15.93	22.30	35.04

**FINISH:** Clear (1)

**NOTE:** Includes measuring and sewing guide.


## Crystal Clear Single Curtain Rods

Item Number	Description (inches)	Full Package (each)	Weight (pounds)	Image	Price	Less Pack	Optional Retail
4-122-1	28-48	4	2.00		\$9.48	13.27	20.86
4-123-1	48-84	4	3.01		12.35	17.29	27.17

**FINISH:** Clear (1)

Projects 2½"

## Crystal Clear Sash Rods

Item Number	Description (inches)	Full Package (each)	Weight (pounds)	Image	Price	Less Pack	Optional Retail
4-600-1	7-11½ (2/ envelope)	12 envelope	2.38		\$5.12	7.17	11.27
4-601-1	11½-20 (2/ envelope)	12 envelope	3.25		7.33	10.26	16.12
4-602-1	20-36 (2/ envelope)	12 envelope	4.88		9.43	13.20	20.74

**FINISH:** Clear (1)

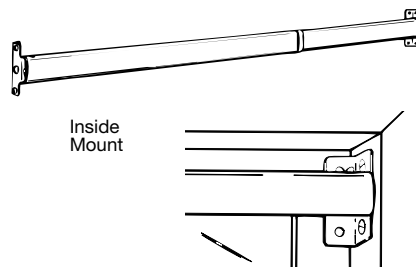
**NOTE:** Bracket for inside or wall mount.

Projects ½"

## Quality Notes

### Crystal Clear™ Sash Rod

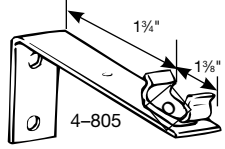
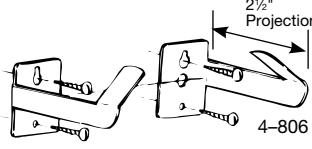
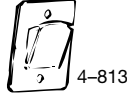

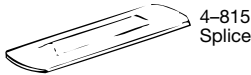
- Can be used for shirred lace or sheer curtains on windows or doors
- Mounts inside or outside
- Bracket projects ½"
- See quality notes in accessories section



# Curtain Rods

## Crystal Clear™ Rods

### Crystal Clear Arch Rod Mounting Accessories

Item Number	Description (inches)	Full Package (each)	Weight (pounds)	Image	Price	Less Pack	Optional Retail
4-805-0	Outside mount center support, projects 2½", clearance 1"	10	.44		\$1.16	1.62	2.54
4-806-0	Outside mount bracket	10 pair	1.25		3.92	5.48	8.62
4-813-0	Universal inside mount bracket	10 pair	.05		1.44	2.01	3.16
4-814-0	Inside mount center support clip (clear)	30	.13		0.66	0.93	1.46
4-815-0	Splice	20	.38		0.93	1.31	2.06

**FINISH:** Zinc Chromate (0)

**NOTE:** See cut-to-measure, made-to-measure section for Crystal Clear rodding.

### Brackets For Crystal Clear Rodding, for Inside Clear Rod Length

Item Number	Description	Full Package (each)	Weight (pounds)	Image	Price	Less Pack	Optional Retail
4-828-0	Sash bracket	40	.75		\$0.78	1.09	1.71

**FINISH:** Zinc Chromate (0)

**NOTE:** See cut-to-measure, made-to-measure section for Crystal Clear rodding.

### Quality Notes: Crystal Clear Rods

#### Specialty Window Kits

- Include hardware, clear rodding, and instructions for creating arch, oval, eyebrow, and circular treatments

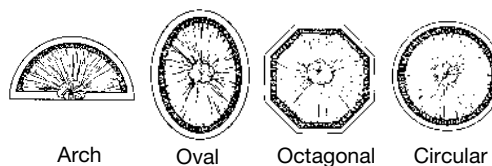
#### Specialty Window Kits

- Feature flexible Crystal Clear rodding that easily bends to the desired shape of window
- Rod easily cuts to length with a hacksaw
- Splice rods together to fit even the largest window
- Rod snaps into clear clips installed in the frame for a secure fit

Kit includes:

- (1-2) 46" Crystal Clear rod
- (5-10) clear mounting clips
- (1-2) rod splice
- (1-2) 14" strap
- (1-2) strap fastener
- Measuring/sewing guide
- Inside mount bracket/outside mount bracket

**NOTE:** Multiple kits can be combined to cover larger window.

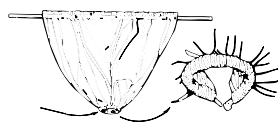


Arch

Oval

Octagonal

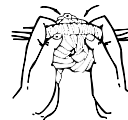
Circular



Shirr top pocket over rod. Thread strap through bottom pocket to create circle.



Rod snaps into clear clips to fit shape of the window.



Gather fabric in center and pull through circle to create finished pouf.

#### Arch Rod Mounting Accessories

- Simplify the creation of arch window treatments
- Clear center support clips are an unobtrusive part of the finished treatment
- The splice will hold Crystal Clear rod in circular shape for use with porthole windows



#### Crystal Clear Rods

- A Graber® innovation
- Crystal Clear rods "disappear" under sheer and lace curtains
- Curtain rods come with wire supports. Crystal Clear rods will not yellow or turn brittle with age

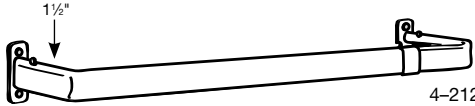
**NOTE:** Rod dimensions same as 2½" projection lock-seam rods.



# Curtain Rods

## Lock-Seam Curtain Rods

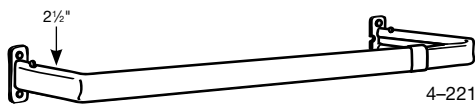
### Single Lock-Seam Curtain Rods

Item Number	Description (inches)	Full Package (each)	Weight (pounds)	Image	Price	Less Pack	Optional Retail
4-212-1	28-48	12 envelope	6.25		\$2.24	3.13	4.92
4-213-1	48-84	12 envelope	10.75		3.58	5.01	7.88

**FINISH:** White (1)

Projects 1½"


### Single Lock-Seam Curtain Rods

Item Number	Description (inches)	Full Package (each)	Weight (pounds)	Image	Price	Less Pack	Optional Retail
4-221-1, 105	18-28	12 envelope	4.01		\$2.07	2.90	4.55
4-222-1, 105	28-48	24 envelope	12.05		2.24	3.13	4.92
4-223-1, 105	48-84	24 envelope	21.04		3.58	5.01	7.88
4-225-1, 105	84-120 (3 piece)	12 envelope	15.13		6.88	9.63	15.13

**FINISH:** White (1), Bronze (105)

Projects 2½"

### Single Lock-Seam Curtain Rods


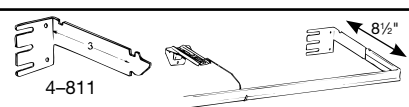
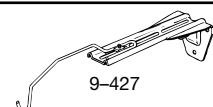
Item Number	Description (inches)	Full Package (each)	Weight (pounds)	Image	Price	Less Pack	Optional Retail
4-232-1	28-48	12 envelope	7.00		\$2.63	3.68	5.78
4-233-1	48-84	12 envelope	11.50		4.02	5.63	8.85
4-235-1	84-120 (3 piece)	12 envelope	16.01		6.88	9.63	15.13

**FINISH:** White (1)

**NOTE:** Ideal over 1" horizontal blinds.

Projects 3½"

### Single Lock-Seam Curtain Rods

Item Number	Description (inches)	Full Package (each)	Weight (pounds)	Image	Price	Less Pack	Optional Retail
4-252-1	28-48	12 envelope	7.03		\$3.41	4.78	7.51
4-253-1	48-84	12 envelope	12.01		4.59	6.42	10.09
4-255-1	84-120	12 envelope	16.04		7.10	9.94	15.62
4-811-1	Extender bracket (1 pair/envelope)	10 envelope	1.04		1.44	2.01	3.16
9-427-1	6-10 projection support	10	1.04		2.35	3.29	5.17

**FINISH:** White (1)


**NOTE:** Extender bracket and support for valance applications.

Projects 5½"

# Curtain Rods

## Lock-Seam Curtain Rods

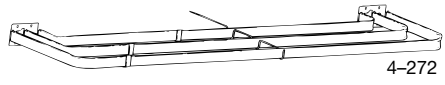
### Double Lock-Seam Curtain Rods

Item Number	Description (inches)	Full Package (each)	Weight (pounds)	Image	Price	Less Pack	Optional Retail
4-261-1	18-28	12 envelope	9.00		\$3.69	5.16	8.11
4-262-1	28-48	12 envelope	12.02		4.76	6.66	10.46
4-263-1	48-84	12 envelope	21.01		7.05	9.86	15.50
4-265-1	84-120 (3 piece)	12 envelope	29.02		11.85	16.60	26.08

**FINISH:** White (1)

Projects 2½" and 3½"

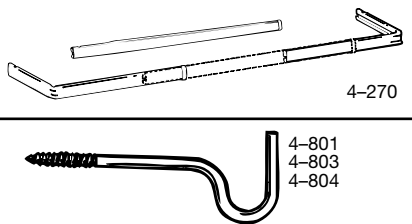
### Triple Lock-Seam Curtain Rods

Item Number	Description (inches)	Full Package (each)	Weight (pounds)	Image	Price	Less Pack	Optional Retail
4-272-1	28-48	4 envelope	7.02		\$7.05	9.86	15.50
4-273-1	48-84	4 envelope	11.04		9.40	13.16	20.67
4-275-1	84-120 (3 piece)	4 envelope	16.19		12.92	18.08	28.41

**FINISH:** White (1)

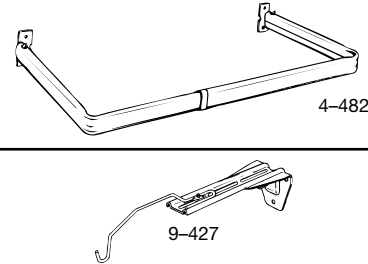
Projects 1½", 3½", and 5½"

### Lock-Seam Curtain Rod Extender

Item Number	Description (inches)	Full Package (each)	Weight (pounds)	Image	Price	Less Pack	Optional Retail
4-270-1	28 extender (adds up to 24)	24 envelope	6.88		\$1.56	2.19	3.44
4-801-0	2½ support	25	.03		0.84	1.18	1.85
4-803-0	3½ boxed support	50	.94		0.50	0.71	1.11
4-804-0	5½ support	25	.88		0.84	1.18	1.85

**FINISH:** White (1), Zinc Chromate (0)

### Lock-Seam Canopy Rods

Item Number	Description (inches)	Full Package (each)	Weight (pounds)	Image	Price	Less Pack	Optional Retail
4-482-1	28-48 (brackets included)	12 envelope	9.00		\$3.19	4.47	7.02
9-427-1	6-10 projection support	10	1.04		2.35	3.29	5.17

**FINISH:** White (1)

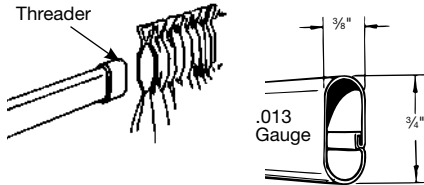
Projects 8"

# Curtain Rods

## Quality Notes: Lock Seam Curtain Rods

### Lock-Seam Curtain Rods

- Coated inside and out, with no exposed edges
- Baked white enamel finish matches Graber® traverse rods
- The “lock-seam” design gives the curtain rod that **additional strength** needed for medium to heavy curtain fabrics
- Threader attached to rod ensures smooth, no-snag shirring



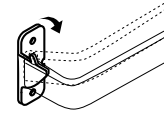
### Curtain Rod Support Chart

Supports included in packaging:

Size (inches)	Crystal Clear Rod	Lock-Seam Rod	Standard Rod
18-28	0	0	0
28-48	1	0	0
48-84	2	1	1
84-120	3	2	2


### Heavy-Duty Bracket

- Provides greater support
- Prevents hole tear-out
- Tapered prong prevents rod lift-out



## Standard Curtain Rods



### Single Standard Curtain Rods

Item Number	Description (inches)	Full Package (each)	Weight (pounds)	Image	Price	Less Pack	Optional Retail
4-421-1	18-28	24 envelope	7.44		\$1.56	2.19	3.44
4-422-1	28-48	24 envelope	9.81		1.62	2.26	3.56
4-423-1	48-84	24 envelope	16.06		2.96	4.15	6.51
4-425-1	84-120 (3 piece)	12 envelope	12.25		5.60	7.84	12.31

**FINISH:** White (1)

Projects 2½"

### Standard Curtain Rod Extenders


Item Number	Description (inches)	Full Package (each)	Weight (pounds)	Image	Price	Less Pack	Optional Retail
4-470-1	28 extender (adds up to 24 )	24 envelope	4.88		\$1.56	2.19	3.44
4-801-0	2½ support	25	.03		0.84	1.18	1.85
4-803-0	3½ boxed support	50	.94		0.50	0.71	1.11

**FINISH:** White (1), Zinc Chromate (0)

# Curtain Rods

## Standard Curtain Rods


### Lock-Seam Sash Rods

Item Number	Description (inches)	Full Package (each)	Weight (pounds)	Image	Price	Less Pack	Optional Retail
4-700-1	6-11	12 envelope	1.03		\$2.35	3.29	5.17
4-701-1	11-20	12 envelope	3.19		2.46	3.44	5.41
4-702-1	20-36	12 envelope	4.75		2.52	3.53	5.54
4-703-1	28-48	12 envelope	6.01		2.57	3.60	5.66

**FINISH:** White (1)

Projects 1/2", height 3/4", 3/8" front to back—inside or outside mount

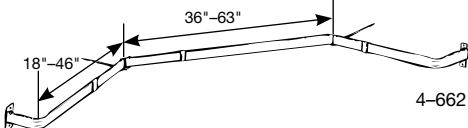
### Swivel End Sash Rod

Item Number	Description (inches)	Full Package (each)	Weight (pounds)	Image	Price	Less Pack	Optional Retail
4-579-1	12-21 (2/envelope)	24 envelope	5.13	 Bracket 1 1/2" x 1/2"	\$2.40	3.37	5.29
4-580-1	21-38 (2/envelope)	24 envelope	8.38		2.40	3.37	5.29

**FINISH:** White (1)

3/16" rod diameter; clearance 1/32"

### Adjustable Lock-Seam Bay Rods

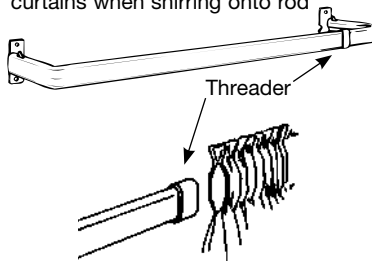
Item Number	Description (inches)	Full Package (each)	Weight (pounds)	Image	Price	Less Pack	Optional Retail
4-662-1	Single, projects 2 1/2" 18-46, 36-63	6 envelope	13.13		\$9.73	13.63	21.41

**FINISH:** White (1)

## Quality Notes: Standard Curtain Rods

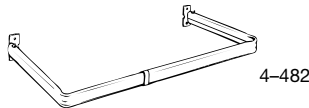
### Standard Curtain Rods

- Economically priced
- Smooth, no-snag threader protects curtains when shirring onto rod



### Canopy Curtain Rods (4-482)

- Project a full 8"—ideal for canopy or valance applications



**NOTE:** Support 9-427 projects 6"-10" and can be used with canopy rod in other applications.

### Swivel End Sash Rod (4-579), (4-580)

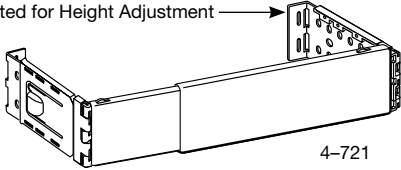
- Swivel on one end for easy access to window during washing or opening
- Baked enamel finish, rust-resistant brackets



# Curtain Rods

## Dauphine® Rods—Flat Valance Rods

### 2½" Dauphine Rods

Item Number	Description (inches)	Full Package (each)	Weight (pounds)	Image	Price	Less Pack	Optional Retail
4-721-1	18-28, 0 supports	4	4.01		\$7.26	10.16	15.96
4-722-1	28-48, 0 supports	4	5.05		8.25	11.55	18.16
4-723-1	48-84, 1 PVC support	4	8.04		11.85	16.60	26.08
4-724-1	66-156, 2 PVC supports (3 pieces)	4	14.50		17.89	25.05	39.36

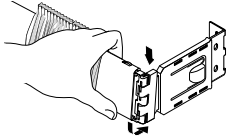
**FINISH:** White (1)

Projects 4-6"; clearance 3½"-5½"; rod pocket 3-3½"

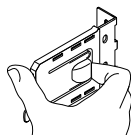
### Quality Notes: Dauphine Rods

#### Dauphine Flat Valance Rods

- Feature snap-on bracket designed for easy, one-person installation

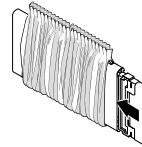


Snap-In Installation



Finger-Tip Projection Adjustment

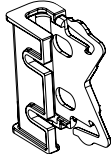
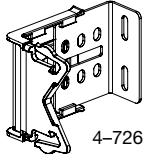
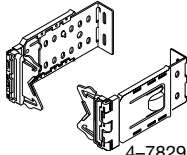
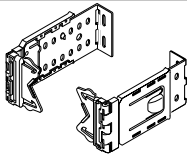
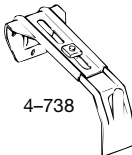
- Two piece bracket design provides easy, no snag shirring of rod pocket



## Curtain Rods

### Dauphine® Rods—Flat Valance Rods

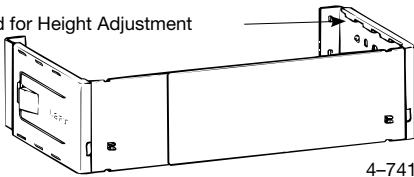
#### Brackets and Supports for 2½" Dauphine® Rods

Item Number	Description (inches)	Full Package (each)	Weight (pounds)	Image	Price	Less Pack	Optional Retail
4-725-01	¾ clearance bracket	5 pair	.68	Outside Mount  4-725	\$2.38	3.34	5.24
4-726-01	2-3 clearance bracket	5 pair	1.50	 4-726	4.43	6.20	9.75
4-7829-01	3½-5½ clearance brackets (includes metal wall bracket, plastic slide, and hinge)	20 pair	6.03	 4-7829	3.10	4.34	6.81
4-728-01	6¼-8½ clearance bracket	5 pair	3.00	 4-728	5.09	7.13	11.20
4-738-1	6¼-8½ metal support	5	1.85	 4-738	2.88	4.03	6.33
4-7879-1	3½-6 center support	40	7.03		1.68	2.35	3.70

**FINISH:** White (1), (01)

Additional items available in bulk. See bulk rod section.

#### 4½" Dauphine Rods

Item Number	Description (inches)	Full Package (each)	Weight (pounds)	Image	Price	Less Pack	Optional Retail
4-741-1	18-28, 0 supports	4	8.06	Slotted for Height Adjustment  4-741	\$8.56	11.98	18.83
4-742-1	28-48, 1 support	4	11.38		9.62	13.47	21.16
4-743-1	48-84, 1 support	4	16.31		13.59	19.02	29.89
4-744-1	84-156, 2 supports	4	27.00		19.68	27.55	43.29

**FINISH:** White (1)

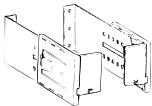
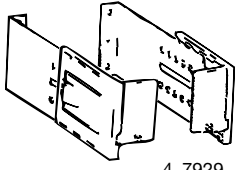
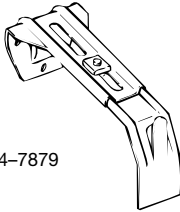
Projects 3½"-6"; clearance 3-5½"; rod pocket 5-5½" minimum



## Curtain Rods

### Dauphine® Rods—Flat Valance Rods

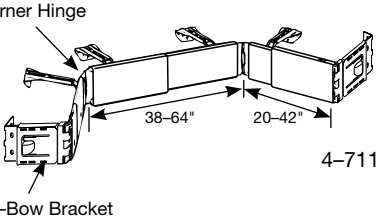
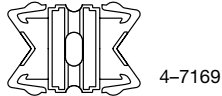
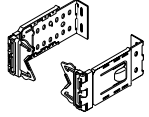
#### Brackets and Supports for 4½" Dauphine® Rods

Item Number	Description (inches)	Full Package (each)	Weight (pounds)	Image	Price	Less Pack	Optional Retail
4-748-1	6-8½ clearance bracket	5 pair	6.00	 4-748	\$5.60	7.84	12.31
4-738-1	6-8½ metal support	5	1.85		2.88	4.03	6.33
4-7929-1	3½-6 clearance brackets	20 pair	14.05	 4-7929	4.14	5.79	9.10
4-7879-1	3½-6 center support	40	7.03	 4-7879	1.68	2.35	3.70

**FINISH:** White (1)

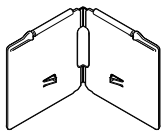
Additional items available in bulk. See bulk rod section.

#### 2½" Dauphine Rod for Bay Window and Corners

Item Number	Description (inches)	Full Package (each)	Weight (pounds)	Image	Price	Less Pack	Optional Retail
4-711-1	Boxed set metal support, 20-42, 38-64 projects 4-6 clearance 3½-5½	4	17.13	 4-711	\$30.68	42.95	67.50
4-7169-01	Corner hinge	40	3.05	 4-7169	1.66	2.32	3.65
4-7179-01	Bay-bow bracket	20 pair	7.05	 4-7179	5.21	7.29	11.46

**FINISH:** White (1), (01)

#### 4½" Dauphine Rod for Bay Window and Corners


Item Number	Description (inches)	Full Package (each)	Weight (pounds)	Image	Price	Less Pack	Optional Retail
4-7569-1	Corner hinge, (4½ rod)	40	6.04	 4-7569	\$2.24	3.13	4.92

**FINISH:** White (1)

# Curtain Rods

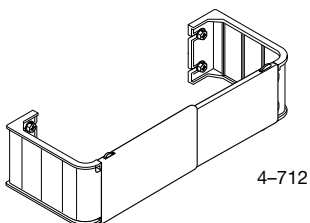
## Dauphine® Rods—Flat Valance Rods

### 2½" Spring Tension Dauphine®

Item Number	Description (inches)	Full Package (each)	Weight (pounds)	Image	Price	Less Pack	Optional Retail
4-791-1	24-33	4	4.50		\$7.98	11.17	17.56
4-792-1	33-50	4	6.19		10.08	14.11	22.18
4-793-1	50-72	4	9.75		11.52	16.13	25.34

**FINISH:** White (1)

### 2½" Wide Pocket Rods

Item Number	Description (inches)	Full Package (each)	Weight (pounds)	Image	Price	Less Pack	Optional Retail
4-712-12	28-48 steel rod	12	13.02		\$4.10	5.73	9.01
4-713-12	48-84 steel rod	12	21.03		5.76	8.07	12.68

**FINISH:** White (12)

Projects 4"; clearance 3½"; rod pocket: 3-3½"

## Rod Pocket and Take-Up

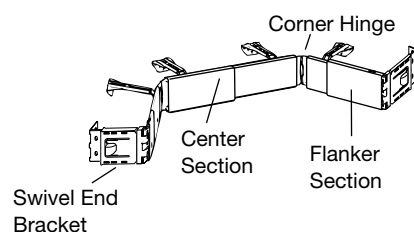
Rod Size (inches)	Pocket (inches)	Take-Up* (inches)
2 Wood Pole	4-4½	2
1½ Round Pole	2½-3	1½
¾ Round	1½	¾
Oval Rod	1½	¾
7/16 and ½	1	7/16-½
2½ Dauphine	3-3½	¾
4½ Dauphine	5-5½	¾

\*Take-up—the distance the drapery is shortened when shirred through a rod pocket. Equal to thickness of rod.

### Quality Notes: Dauphine Rods

#### Bay Window Dauphine Rods

- Feature flexible corner hinges and snap-in swivel end brackets for clean finished look



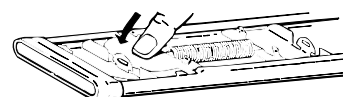

#### Corner Hinge

- Can be used on 90° inside or outside corners



#### Spring Tension Dauphine


- Makes it easy to install inside mount wide pocket treatments
- Snap-lock spring mechanism means that no brackets or tools are required



## Curtain Rods

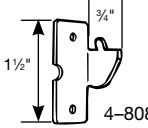
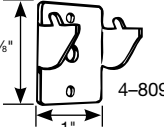
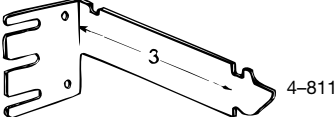
### Rod Accessories

#### Curtain Rod Supports

Item Number	Description (inches)	Full Package (each)	Weight (pounds)	Image	Price	Less Pack	Optional Retail
4-801-0	2½	25	.75		\$0.84	1.18	1.85
4-803-0	3½ boxed	50	.94		0.50	0.71	1.11
4-804-0	5½	25	.88		0.84	1.18	1.85

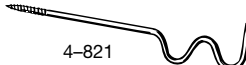
**FINISH:** Zinc Chromate (0)

#### Curtain Rod Brackets

Item Number	Description (inches)	Full Package (each)	Weight (pounds)	Image	Price	Less Pack	Optional Retail
4-808-0	Single	25 pair	1.01		\$0.56	0.78	1.22
4-809-0	Double	10 pair	.85		0.71	1.00	1.57
4-811-1	Valance extender bracket projection 3	10 pair	1.04		1.44	2.01	3.16

**FINISH:** Zinc Chromate (0), White (1)

#### Double Rod Supports

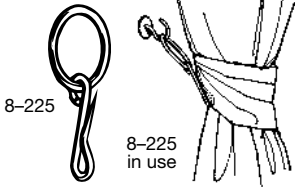
Item Number	Description (inches)	Full Package (each)	Weight (pounds)	Image	Price	Less Pack	Optional Retail
4-821-0	2½ and 3½	25	.69		\$0.98	1.37	2.15

**FINISH:** Zinc Chromate (0)

## Accessories

### Accessories and Replacement Parts

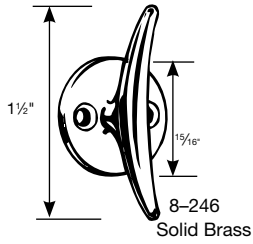
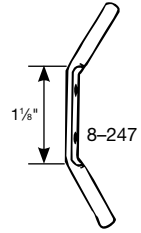
#### Pin-On Tieback Ring

Item Number	Description (inches)	Full Package (each)	Weight (pounds)	Image	Price	Less Pack	Optional Retail
8-225-8	Boxed ¾ ID	1000	.10		\$18.18c	-	-
		100	.01		19.87c	-	-

**FINISH:** Brass (8)

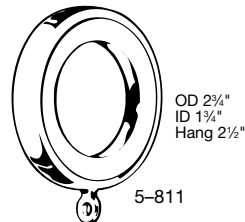
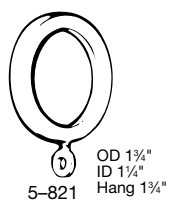
**NOTE:** See page 36 for cup hooks.

#### Cord Cleats

Item Number	Description (inches)	Full Package (each)	Weight (pounds)	Image	Price	Less Pack	Optional Retail
8-246-8	Boxed with screws, solid brass	10	.50		\$2.36	3.31	5.20
8-247-6	Metal	1000 envelope	45.20		0.81	-	-
		25 envelope	1.13		0.86	1.21	1.89

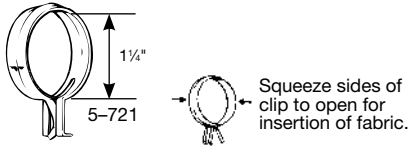
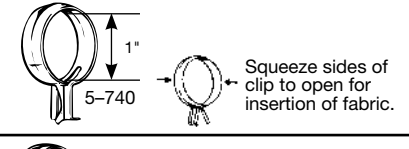
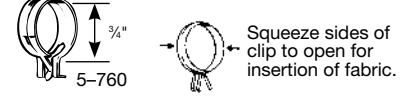
**FINISH:** Antique Brass (6), Brass (8)

#### Molded Cafe Rings with Eye

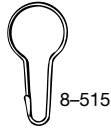
Item Number	Description (inches)	Full Package (each)	Weight (pounds)	Image	Price	Less Pack	Optional Retail
5-811-8	1 ¾ ID boxed	10	.04		\$1.48	-	3.26
5-821-8	1 ¾ ID boxed	50	.69		0.39	-	0.85

**FINISH:** Brass (8)

## Accessories

Round Cafe Clips							
Item Number	Description (inches)	Full Package (each)	Weight (pounds)	Image	Price	Less Pack	Optional Retail
5-721-8	1¼ boxed	1000	10.60		\$19.75c	-	-
		100	1.06		23.15c	32.41c	-
5-740-8,78	1 (14/envelope)	50 envelope	7.20		2.69	-	-
		10 envelope	1.44		2.91	4.07	6.40
5-760-8	¾ (14/envelope)	50 envelope	5.55		2.25	-	-
		10 envelope	1.11		2.36	3.31	5.20

**FINISH:** Brass (8), Nickel (78)

Shower Curtain Rings*							
Item Number	Description (inches)	Full Package (each)	Weight (pounds)	Image	Price	Less Pack	Optional Retail
8-515-0	Bright metal (12/envelope)	200 envelope	32.48		\$1.38	-	-
		25 envelope	4.06		1.81	2.53	3.97

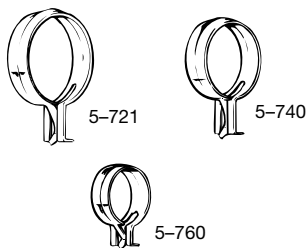
**FINISH:** Zinc (0)

\*Galvanized steel with zinc plating; rust resistant.

### Quality Notes: Cafe Rings

#### Cafe Clips (5-721, 5-740, 5-760)

- Zinc-plated metal clip-on rings for cafe rods and spring tension rods
- Spring clip holds heading of drapery at each pleat without hooks or sew-on rings



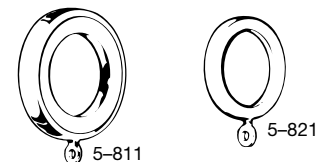
The correct ring or clip can make the simplest cafe look elegant and ensure easy movement along the rod. The inside diameter of the ring should be ¼" to ½" larger than the diameter of the rod.

Inside Diameter Ring ID (inches)	Maximum Rod Diameter (inches)
¾	½
5/8 x 1 ½	Oval rod, 3/8
1	¾
1 ¼	1
1 ¾	1 ½



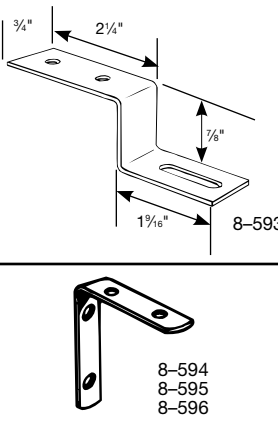
#### Molded Cafe Rings With Eye (5-811, 5-821)

- Designed for use with cafe rods, wood poles, or tubing
- Use with pin-on or slip-in hooks



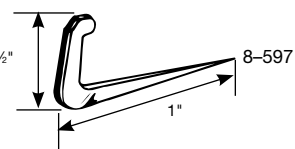
## Accessories

### Cornice Bracket and Angle Irons

Item Number	Description (inches)	Full Package (each)	Weight (pounds)	Image	Price	Less Pack	Optional Retail
8-593-0	Cornice bracket, ceiling mount	100	6.85		\$0.49	-	-
8-594-0	2 1/2 x 2 1/2 angle irons	200	10.04		0.39	-	-
		20	1.04		0.44	-	-
8-595-0	3 x 3 angle irons	200	30.00		0.49	-	-
		20	3.00		0.55	-	-
8-596-0	4 x 4 angle irons	200	40.40		0.82	-	-
		20	4.04		0.90	-	-

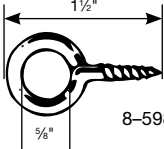
FINISH: Zinc Chromate (0)

### Tenter Hooks

Item Number	Description	Full Package (each)	Weight (pounds)	Image	Price	Less Pack	Optional Retail
8-597-8	Boxed	10,000	31.50		\$3.58c	-	-
		1200	3.78		4.14c	-	-
		200	.63		5.72c	-	-

FINISH: Brass (8)



### Screw Eyes

Item Number	Description	Full Package (each)	Weight (pounds)	Image	Price	Less Pack	Optional Retail
8-598-0	No. 10	100	1.00		\$9.23c	-	-

FINISH: Zinc Chromate (0)

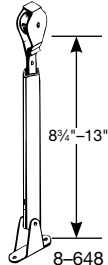
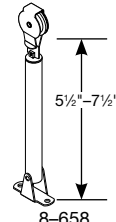
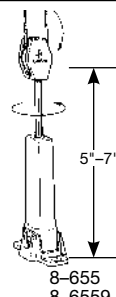
NOTE: See accessories section for cup hooks.

### Batons—Fiberglass

Item Number	Description (inches)	Full Package (each)	Weight (pounds)	Image	Price	Less Pack	Optional Retail
8-637-1	33 Baton with clip	500	109.50		\$2.42	-	-
		100	21.90		2.63	-	-
		20	4.38		2.89	4.04	6.35
8-638-1	48 Baton with clip	100	30.00		3.99	-	-
		20	6.00		4.46	6.25	9.82
8-639-1	60 Baton with clip	100	42.50		5.88	-	-
		20	8.50		6.46	9.04	14.21
8-644-1	24 Baton with handle (2/envelope)	10/envelope	3.50		5.99	8.38	13.17
8-645-1	36 Baton with handle (2/envelope)	10/envelope	5.00		8.09	11.32	17.79
8-646-1	48 Baton with handle (2/envelope)	10/envelope	6.64		9.14	12.79	20.10

FINISH: White (1)

## Accessories

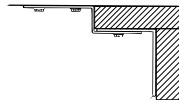
Cord Tension Pulleys							
Item Number	Description	Full Package (each)	Weight (pounds)	Image	Price	Less Pack	Optional Retail
8-648-1	Ball bearing metal cord tension pulley—unfinished	100	30.00		\$8.95	-	-
		10	3.00		9.17	12.83	20.17
8-658-1	Cord tension pulley, baked white enamel	10	2.04		9.14	12.79	20.10
8-655-1	Molded plastic (1/envelope)	10 envelope	.81		1.52	2.13	3.35
8-6559-1	Molded plastic, bulk	300	15.09		0.51	-	-
		100	5.03		0.69	-	1.52

**FINISH:** White (1)

### Quality Notes

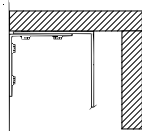
#### Cornice Bracket (8-593)

- Attached to ceiling
- Provides support for valance rod or cornice header



#### Angle Irons (8-594)

- Used as support brackets for cornices and other drapery fixtures



#### Tenter Hooks (8-597)

- Sharp, brass-plated steel spikes with various installation uses in plaster and wood



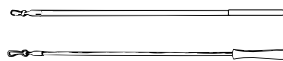
#### Screw-Eye Hook (8-598)

- May be used for attaching tiebacks



#### Batons (8-637, 8-644)

- Protect hand drawn draperies from soiling, wear and tear



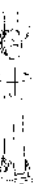
#### Ball Bearing Cord Tension Pulley (8-648)

- Equipped with 1" ball bearing wheel and open pulley head for quick threading of cord
- All steel for longer heavy duty installations



#### Molded Tension Cord Pulley (8-655)

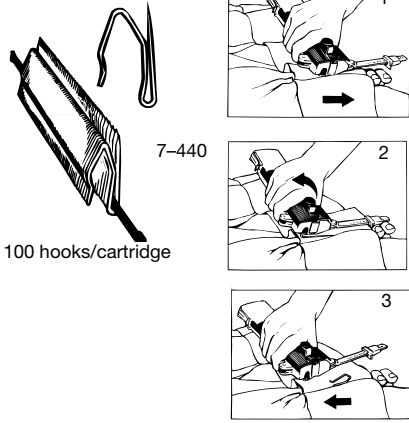
- Features a pulley cover that swings open to load
- Spring tension pulley head keeps cord taut and neatly organized



## Accessories

### Drapery Hooks and Pins

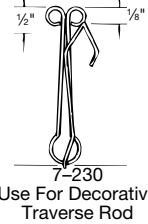
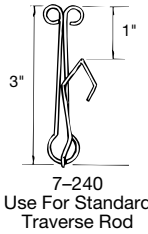
#### Jet Pinner and Hooks for Closed or Open Headings

Item Number	Description	Full Package (each)	Weight (pounds)	Image	Price	Less Pack	Optional Retail
7-440-0	Heavy duty jet pinner, cartridge (100 hooks/cartridge) (5m pack)	100m	424.00		\$28.93m	-	-
		40m	168.00		30.82m	-	-
		5000	21.00		37.80m	-	-
7-442-0	Regular duty jet pinner cartridge (100 hooks/cartridge) (5m pack)	100m	320.00		25.99m	-	-
		40m	128.00		28.51m	-	-
		5000	16.00		34.23m	-	-
7-443-0	Heavy duty jet pinner cartridge	1000	4.01		36.75m	-	-
7-444-0	Regular duty jet pinner cartridge	1000	3.01		35.81m	-	-
7-445-0	Stainless steel hooks for flameproof fabric cartridge	5000	15.05		110.88m	-	-
		1000	3.01		116.13m	-	-
7-460-2	Jet pinner	1	.50		51.82net	-	-

**FINISH:** Zinc Chromate (0)

**NOTE:** Non-stainless steel hooks not recommended for flameproof fabrics.  
Offset hooks are designed to hold heading away from the rod.

#### Slip in Hooks for Open Headings

Item Number	Description (inches)	Full Package (each)	Weight (pounds)	Image	Price	Less Pack	Optional Retail
7-230-0	Shank: 3 hook: 1/8 drop (14/envelope)	300/envelope	72.00		\$1.85	-	-
		25/envelope	6.00		2.01	2.81	4.41
7-240-0	Shank: 3 hook: 1 drop (14/envelope)	300/envelope	72.00		1.63	-	-
		25/envelope	6.00		1.90	2.66	4.18

**FINISH:** Zinc Chromate (0)

**NOTE:** Not recommended for flame proof fabric.



## Accessories

### Drapery Hooks and Pins

#### Quality Notes: Pinsetting

#### Hook Selection Guide

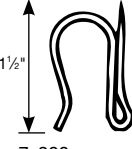
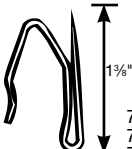
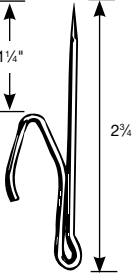
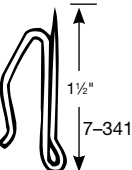
Rod	Hook Type	3" Heading	3½" Heading	4" Heading
Conventional Traverse	Slip-in	–	7-240	7-310
	Pin-on—heavy duty	7-310	7-310	7-341
	Pin-on—heavy duty	–	–	7-330
	Pin-on—heavy duty	7-330	7-330	–
Cafe	Slip-in	7-230	–	–
	Pin-on—heavy duty	7-310	7-310	7-310
Oval Stationary Panels	Slip-in	7-230	–	–
	Pin-on—heavy duty	7-300	7-300	7-300

#### Pinsetting Guidelines

- Pinsetting is the distance between the top of the pleat and the top of the pin

Rod	Pinsetting (inches)
Conventional Traverse Rod	1½–1¾
Conventional Traverse Rod—Ceiling Mount	1 ¼
Cafe Rods	⅞
Oval Rod—Valance/Sheer Treatment	⅞

#### Pin-On Hooks for Closed or Open Headings

Item Number	Description	Full Package (each)	Weight (pounds)	Image	Price	Less Pack	Optional Retail
7-300-0	Heavy duty (14/envelope; fits over rod)	25 envelope	1.58	 7-300 7-301	\$0.74	1.03	1.62
7-301-0	Boxed, heavy duty (fits over rod)	3000	12.65		3.20c	-	-
		500	2.13		5.15c	-	11.32c
7-310-0	Heavy Duty (offset; 14/envelope)	25 envelope	1.57	 7-310 7-311 7-3119	0.79	1.10	1.73
7-311-0	Boxed, heavy duty (offset)	3000	12.65		2.26c	-	-
		500	2.13		3.89c	-	-
7-3119-0	Bulk pack, heavy duty (offset), (15M pack)	105m	413.21		22.21m	-	-
		45m	177.09		25.25m	-	-
		15m	59.03		28.77m	-	-
7-330-0	Long pin on hook (14/envelope)	25 envelope	2.95	 7-330 7-331	1.63	2.28	3.58
7-331-0	Boxed long pin on hook	100	.85		8.14c	-	-
7-341-0	Boxed, heavy duty	3000	12.12	 7-341	3.20c	-	-
		500	2.01		5.15c	-	-

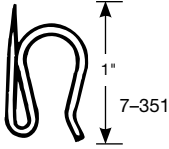
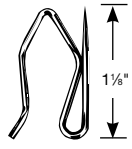

**FINISH:** Zinc Chromate (0)

**NOTE:** Not recommended for flame proof fabric.

Offset hooks are designed to hold heading away from the rod.

## Accessories

### Pin-On Hooks for Closed or Open Headings

Item Number	Description	Full Package (each)	Weight (pounds)	Image	Price	Less Pack	Optional Retail
7-351-0	Boxed (fits over rod)	18m	36.18		\$15.75m	-	-
		6000	12.12		17.80m	-	-
		1000	2.01		20.06m	-	-
7-361-0	Boxed (offset)	18m	36.00		15.75m	-	-
		6000	12.00		17.80m	-	-
		1000	2.00		20.69m	-	-
7-3619-0	Bulk pack (offset)	105m	210.00		12.71m	-	-
		45m	90.00		14.07m	-	-
		15m	30.00		15.75m	-	-

**FINISH:** Zinc Chromate (0)

**NOTE:** Not recommended for flame proof fabric.

Offset hooks are designed to hold heading away from the rod.

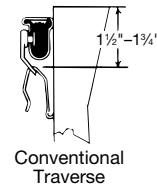
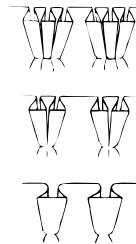
### Quality Notes: Pleats

#### Pleat Information

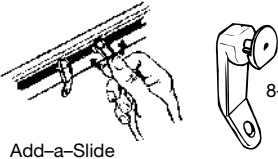

**Triple French Pleat:** slip four fingers into consecutive pockets; skip a pocket between each pleat.

**Double French Pleat:** slip three fingers into three consecutive pockets leaving one of two middle fingers unpocketed.


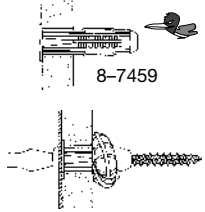
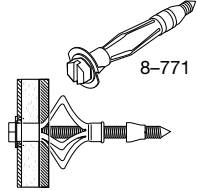
**Box Pleat:** leave outside fingers unpocketed; insert two center fingers into pockets A and C, skipping B.

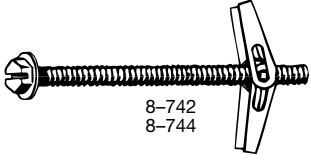


## Accessories

Traverse Slides							
Item Number	Description	Full Package (each)	Weight (pounds)	Image	Price	Less Pack	Optional Retail
8-664-1	Add-a-slide (10/envelope)	25 envelope	.04	 <p>Add-a-Slide</p> <p>8-664</p>	\$1.37	1.91	3.00
8-666-1	Traverse slide (10/envelope)	25 envelope	.88	 <p>8-666</p> <p>Same as 9-346 See C-T-M, M-T-M section, rods, brackets, supports, and components—slides</p>	1.26	1.76	2.77

**FINISH:** White (1)

Wall Anchors							
Item Number	Description (inches)	Full Package (each)	Weight (pounds)	Image	Price	Less Pack	Optional Retail
8-741-0	Wall plugs (12/envelope)	25 envelope	.50	 <p>8-741</p>	\$1.16	1.62	2.54
8-7459-0	Poly-set® anchors red head	1000/box	1.00	 <p>8-7459</p>	81.90m	-	-
8-771-0	Wall anchor for 3/8-1/2 thick walls (hexhead)	1000	13.10	 <p>8-771</p>	27.20c	-	-
		100	1.31		29.77c	-	65.49c

Slotted Hex Washer Head Toggle Bolts							
Item Number	Description (inches)	Full Package (each)	Weight (pounds)	Image	Price	Less Pack	Optional Retail
8-742-0	1/2 x 2	500	7.80	 <p>8-742 8-744</p>	\$31.13c	-	-
		100	1.56		35.81c	-	78.77c
8-744-0	1/2 x 3	500	9.40		39.95c	-	-
		100	1.88		45.94c	-	101.06c

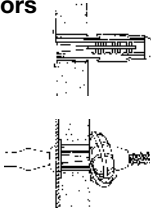
**FINISH:** Zinc Chromate (0)

## Accessories

### Quality Notes

#### Red Head Poly-Set Anchors

1. Drill hole and insert anchor until flange is flush.
2. Fasten fixture by inserting sheet metal screw through fixture and into anchor. To fully expand the anchor after the screw head is against the fixture, tighten screw four additional turns.



#### Plastic Wall Plug (8-741)

- For use in plaster and drywall, with No. 6 or No. 8 Screws



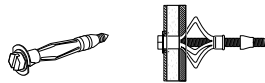
#### Slotted Hex Head Toggle Bolt (8-742)

- Arms fold for insertion and open inside wall
- For use in plaster or drywall

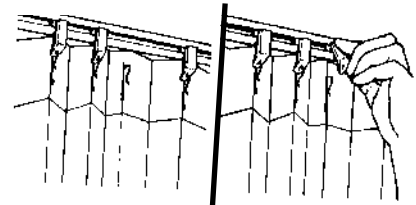


#### Slotted Hex Head Wall Anchor (8-771)

- With washer head for hollow wall installations
- Arms fold for insertion and spread open inside wall
- Use screwdriver or hex socket



**Add-a-slide (8-664)** snaps into track at any point where additional slides are needed.

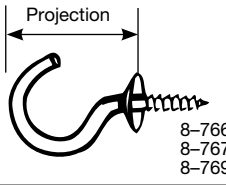
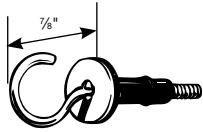


Adding a Slide

#### Poly-Set Anchor

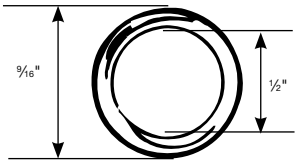
Drill Size (inches)	Anchor Length (inches)	Screw Size (inches)	Grip Range (inches)
$\frac{3}{16}$	1 $\frac{1}{4}$	#6-8 x 1 $\frac{1}{2}$	$\frac{3}{8}$ - $\frac{3}{4}$

### Cup Hooks

Item Number	Description (inches)	Full Package (each)	Weight (pounds)	Image	Price	Less Pack	Optional Retail
8-766-8	Projection $\frac{5}{8}$ (6/envelope)	25 envelopes	.75	 <p>8-766 8-767 8-769</p>	\$1.16	1.62	2.54
8-767-8	Projection $\frac{3}{4}$ (boxed)	500	1.90		13.39c	-	-
		100	.38		13.65c	-	30.03c
8-769-8	Projection 1	100	.81		16.63c	-	36.59c
8-210-8	$\frac{3}{8}$ Hook and anchor (2/envelope)	10 envelopes	.03	 <p>8-210</p>	3.10	4.34	6.81

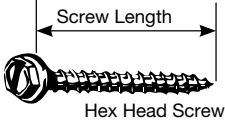
**FINISH:** Brass (8)

### Metal Tieback Ring

Item Number	Description (inches)	Full Package (each)	Weight (pounds)	Image	Price	Less Pack	Optional Retail
8-773-8	$\frac{1}{2}$ ID, $\frac{3}{16}$ OD	5000	3.00	 <p>8-773</p>	\$7.40c	-	-
		100	.06		8.51c	-	18.71c

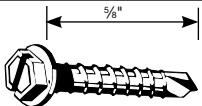
**FINISH:** Brass (8)

## Accessories

Hex Head Screws							
Item Number	Description (inches)	Full Package (each)	Weight (pounds)	Image	Price	Less Pack	Optional Retail
8-778-0	½ x No. 6	24,000	33.80	 <p>Hex Head Screw</p>	\$2.89c	-	-
		1200	10.14		3.10c	-	-
		200	1.69		4.10c	-	-
8-774-0	¾ x No. 6	24,000	82.80		2.89c	-	-
		1200	4.14		3.10c	-	-
		200	.69		4.10c	-	-
8-775-0	1" x No. 6	24,000	105.60		3.57c	-	-
		1200	5.28		3.83c	-	-
		100	.88		5.04c	-	-
8-777-0	1½ x No. 6	24,000	135.60		3.57c	-	-
		1200	6.78		3.83c	-	-
		200	1.13		5.04c	-	-
8-780-0	1" x No. 8	24,000	135.60		3.31c	-	-
		1200	6.78		3.47c	-	-
		200	1.13		4.46c	-	-
8-781-0	1¼ x No. 8	24,000	157.20		3.62c	-	-
		1200	7.86		3.89c	-	-
		100	1.31		5.15c	-	-
8-782-0	1½ x No. 8	24,000	165.60		4.20c	-	-
		1200	8.28		4.52c	-	-
		200	1.38		5.99c	-	-
8-783-0	2" x No. 8	24,000	225.60		6.67c	-	-
		1200	11.28		7.14c	-	-
		200	1.88		9.45c	-	-

**FINISH:** Zinc Chromate (0)

**NOTE:** For ⅛"-5/8" wall thicknesses.

Teks Screws, (Self-Drilling And Self-Threading)							
Item Number	Description (inches)	Full Package (each)	Weight (pounds)	Image	Price	Less Pack	Optional Retail
8-785-0	¾ x No. 8-18	1000	4.10	 <p>18 Threads Per Inch</p>	\$9.03c	-	-
		200	.81		9.45c	-	-

**FINISH:** Zinc Chromate (0)

### Quality Notes

#### Metal Tieback Ring

- Used to hook tieback to tieback holder



8-773

#### Hex Head Screws

- With washer heads are for general use with drapery hardware
- Available in eight sizes
- #6 screws are smaller in diameter to be used on brackets with smaller holes



8-778

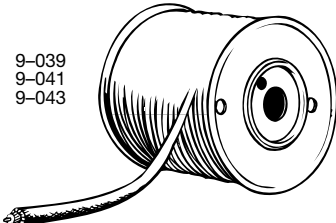
#### Teks Screws

- Require no pre-drilling and eliminate splitting or cracking of trim
- Use on metal doors, aluminum window frames, and wood



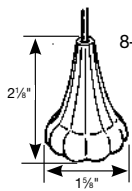
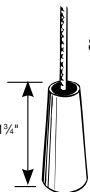
8-785

## Accessories

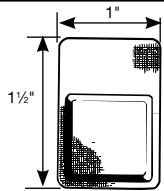
Traverse Cord							
Item Number	Description	Full Package (each)	Weight (pounds)	Image	Price	Less Pack	Optional Retail
9-039-1	No. 5 nylon cord	500 yards	11.13	 <p>9-039 9-041 9-043</p> <p>Strong, stretch resistant, reinforced cord. Furnished on reels.</p>	\$31.50c	-	-
9-040-1	No. 4 nylon cord	100 yards	1.25		26.36c	-	57.98c
9-041-1	No. 4 nylon cord 500 yard/roll	2000 yards	24.24		18.69c	-	-
		500 yards	6.06		26.36c	-	57.98c
9-043-1	No. 3¼ polyester cord 500 yard/roll	3000 yards	145.44		15.33c	-	-
		500 yards	24.24		19.06c	-	41.93c

**FINISH:** White (1)


**NOTE:** Cording diagrams see general information section, restringing, and cord diagrams.

Cord Drops							
Item Number	Description	Full Package (each)	Weight (pounds)	Image	Price	Less Pack	Optional Retail
8-511-1	Weighted (2/envelope), fluted	30 envelopes	4.89	 <p>8-511</p>	\$2.04	-	-
		10 envelopes	1.63		2.43	3.40	5.34
8-5149-1	Boxed, unweighted	100 pair	1.38	 <p>8-5149</p>	\$14.39c	-	31.65c

**FINISH:** White (1)

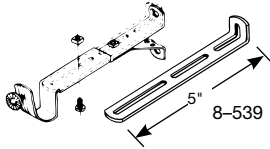
Lead Weights							
Item Number	Description	Full Package (each)	Weight (pounds)	Image	Price	Less Pack	Optional Retail
8-530-1	Fabric covered, boxed	1000	20.60	 <p>8-530</p>	\$16.32c	-	-
		100	2.06		17.69c	24.77c	38.92c

**FINISH:** White (1)

Weighted Tape							
Item Number	Description (inches)	Full Package (each)	Weight (pounds)	Image	Price	Less Pack	Optional Retail
8-538-1	½ diameter	1000 yards	71.5	 <p>8-538</p>	\$48.90c	-	-
		100 yards	7.15		51.24c	-	112.73c

**FINISH:** White (1)

## Accessories


Decorative Rod Projection Extenders							
Item Number	Description	Full Package (each)	Weight (pounds)	Image	Price	Less Pack	Optional Retail
8-539-8	Extender only	10	1.31		\$1.49	2.09	3.28

**FINISH:** Brass (8)  
Installed projection 5¼"-6¼"

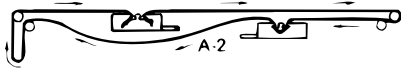
### Quality Notes

#### Grab® Traverse Cord

- Manufactured to exacting specifications to ensure dependable, long-lasting performance



Restringing and cord diagrams are provided with instructions in the general information section, restringing and cord diagrams.



#### 1" Covered Lead Drapery Weight (8-530)

- Enclosed with white cotton plasticized cover with specially designed tab for sewing into bottom of drapery



#### Traverse Cord Information

Cord Size	#3¼	#4	#5
Cord Diameter (inches)	.102	.125	.156
Minimum Breaking Strength (pounds)	130	150	185
Sheathing	Diamond Braid Polyester	Diamond Braid Nylon	Diamond Braid Nylon
Track Applications	Super duty slimline sets regular duty sets 9-300 cut-to-measure heavy duty sets	Super duty slimline 9-200 cut-to-measure	Commercial
Cord Wear Test Standard	Cord is tested for 10,000 cycles on a 75" long traverse rod with a 20 pound drapery load. No visual fraying, frizz, or stretch over 0.7% is allowed.		

#### ⅛" Diameter Weighted Tapes (8-538)

- May be used in bottom of drapery or curtain panels to make them hang evenly with neat folds



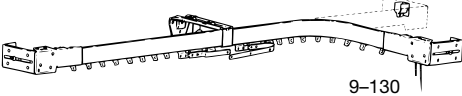
#### Decorative Rod Projection Extenders (8-539)

- Adjust to increase projection of cafe rod brackets and supports from 5½"-6½"

## Cut-To-Measure, Made-To-Measure

### Flexible Traverse Rod

#### Assembled Flex Rod: Two-Way Draw

Item Number	Description (inches)	Full Package (each)	Weight (pounds)	Image	Price	Less Pack	Optional Retail
9-130-1	12 feet, projects 3-4	1	7.00		\$95.82	-	-

**FINISH:** White (1)


**NOTE:** Uses 9-110-1 master carrier.

**Sold as a complete unit.**

Only available in 12 foot sections and must be cut by customer.

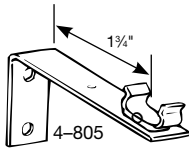
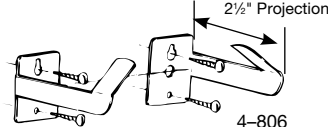


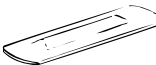

### Crystal Clear Rodding

#### Crystal Clear™ Rodding, Bendable Polycarbonate Rodding

Item Number	Description	Full Package (each)	Weight (pounds)	Image	Price	Less Pack	Optional Retail
9-090-1	12 Feet Crystal Clear rodding	144 feet	9.00		\$1.38	1.93	-

**FINISH:** Clear

#### Crystal Clear Rod Mounting Accessories

Item Number	Description (inches)	Full Package (each)	Weight (pounds)	Image	Price	Less Pack	Optional Retail
4-805-0	Outside mount center support, projects 2½, clearance 1¼	10	.44		\$1.16	1.62	-
4-806-0	Outside mount bracket	10 pair	1.25		3.92	5.48	-
4-813-0	Universal inside mount bracket	10 pair	.05		1.44	2.01	-
4-814-0	Inside mount center support clip (clear)	30	.13		0.66	0.93	-
4-815-0	Splice	20	.38		0.93	1.31	-
4-828-0	Sash bracket	40	.78		0.78	1.09	-

**FINISH:** Zinc Chromate (0)

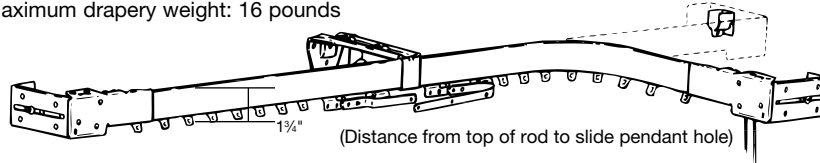


# Cut-To-Measure, Made-To-Measure

## Quality Notes

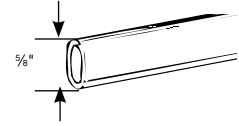
### Flex Rod—takes the hassle out of traversing bay window treatments.

- Bends easily on site
- Slides glide easily around 12" radius in PVC slide guide
- Extruded aluminum rod
- Preassembled rods are a timesaver for installers
- Includes two master carriers
- Recommended weight rating: 1 pound per foot
- Minimum radius: 12"
- Maximum drapery weight: 16 pounds



### Crystal Clear Rod Sections

- Use as flexible sheer rod with flex rod
- Create custom curtain rods by bending on site
- Use with arch rod mounting accessories to create custom treatments
- Rod will not shatter, turn brittle or yellow with age



## Rods, Brackets, Supports, and Components

### Brackets and Bracket Extenders—Application: All Conventional Traverse Rods (including the 9-200 and 9-300 series)

Item Number	Description (inches)	Full Package (each)	Weight (pounds)	Image	Price	Less Pack	Optional Retail
9-124-1	Projects 1 5/8-2 1/8	10 pair	2.01	<p>9-124 9-125 9-1259</p>	\$1.88	2.63	-
9-125-1	Projects 2 3/4-4 1/4	10 pair	2.04		1.71	2.40	-
9-1259-1	Projects 2 3/4-4 1/4	100 pair	25.94		1.54	-	-
9-128-1	Projects 2-3, 5-6 1/2 (double)	10 pair	4.05	<p>9-128 9-1289</p>	3.03	4.25	-
9-1289-1	Projects 2-3, 5-6 1/2 (double)	100 pair	49.31		2.76	-	-
9-129-1	Extender, projects 5-7	10 pair	2.03	<p>4 5/8"</p> <p>9-129</p>	1.66	2.32	-

FINISH: White (1)

### Rod Sockets—Application: All Conventional Traverse Rods



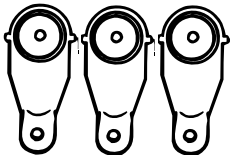


Item Number	Description	Full Package (each)	Weight (pounds)	Image	Price	Less Pack	Optional Retail
0-804-0	Traverse sheer rod brackets (1 pair/envelope)	10 envelopes	.44	<p>0-804</p>	\$1.37	1.91	-

FINISH: Zinc Chromate (0)

# Cut-To-Measure, Made-To-Measure

## Rods, Brackets, Supports, and Components

### Slides

Item Number	Description	Full Package (each)	Weight (pounds)	Image	Price	Less Pack	Optional Retail
9-342-1	Round overhead	10,000	1.20	 9-342	\$4.73c	-	-
		250	.03		6.56c	-	-
9-346-1	Traverse	10,000	.80	 9-346 Same as 8-666 See accessories section, traverse slides	2.05c	-	-
		3000	.24		4.62c	-	-
		250	.04		6.46c	-	-
9-366-1	Arrow slides	24,000	48.72	 9-366	34.34m	-	-
		8000	16.24		46.73m	-	-
		1000	20.3		51.77m	-	-
9-368-0	Lockslide	50	.04	 9-368	0.74	1.03	-
9-364-1	Add-a-slide	1500	19.5	 9-364 Add-A-Slide	5.30c	-	-
		250	3.25		8.03c	-	-
9-344-0	Metal pendant	250	1.63		22.05c	-	-

**FINISH:** Zinc Chromate (0), White (1)

### Quality Notes: Cut-To-Measure and Made-To-Measure Rods

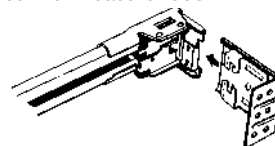
#### Custom Rod Cutting Allowance

Rod	Assembly	Cutting Allowance (inches)
9-200 Heavy Duty	Two-way draw	3½
	One-way draw	1¾
	Hand draw	-
9-300 Regular Duty	Two-way draw	3½
	One-way draw	1¾
	Hand draw	-
9-400 Oval	With reversible elbows	1½
	Double rod with reversible elbows	3½ inside rod 1½ outside rod
	With sash bracket 9-409	¼
	With spring socket 9-406	5
	With inside bracket 9-408	¼

Deduct the cutting allowance from the rod width to determine the cut rod length. Cutting allowance accommodates pulley housings.

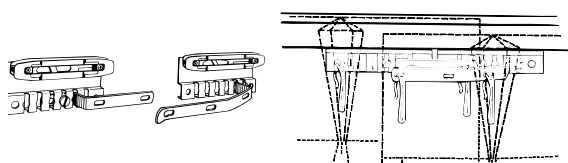
#### Front-Loading Brackets

- Featured on all cut-to-measure rods.



#### Adjustable-Reversible Master Carrier

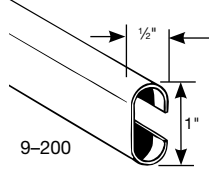
- Overlap arm locks securely into one of five positions to vary drapery overlap on either master base
- Reverses for one-way conversion with the adjustment of a single screw from front of rod



## Cut-To-Measure, Made-To-Measure


### 9-200 Series

#### Heavy Duty Track

Item Number	Description	Full Package (each)	Weight (pounds)	Image	Price	Less Pack	Optional Retail
9-200-1	16 feet lengths	192 feet	42.00		\$0.78/ft.	1.09/ft.	-
9-201-1	12 feet lengths	252 feet	42.00		0.78/ft.	1.09/ft.	-

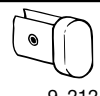
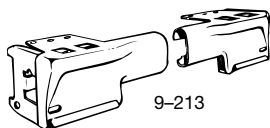
**FINISH:** White (1)

#### Splice—Application: 9-200 Track

Item Number	Description	Full Package (each)	Weight (pounds)	Image	Price	Less Pack	Optional Retail
9-211-0	Boxed	25	2.25		\$1.01	1.41	-

**FINISH:** Zinc Chromate (0)

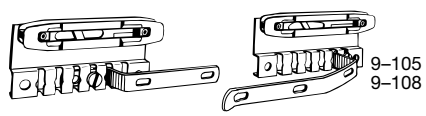
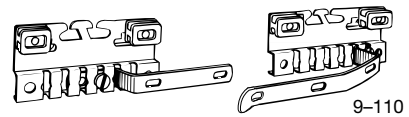
#### End Pulleys—Application: 9-200 Track

Item Number	Description	Full Package (each)	Weight (pounds)	Image	Price	Less Pack	Optional Retail
9-212-1	Ball bearing, with cap	10	.19		\$1.10	1.54	-
9-213-1	Ball bearing pulley, heavy duty	100 pair	28.8		3.89	-	-
		10 pair	2.88		4.36	6.10	-

**FINISH:** White

**NOTE:** See cord diagrams located in general information section, restringing and cord diagrams.

#### Hold-Tite Master Carriers, Stirrups, and Supports—Application: 9-200 Track


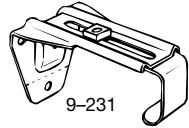
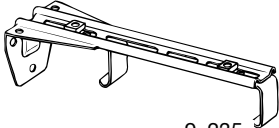
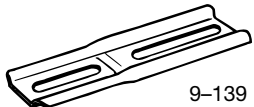
Item Number	Description	Full Package (each)	Weight (pounds)	Image	Price	Less Pack	Optional Retail
9-105-1	Two-way	10 pair	2.31		\$3.05	4.26	-
9-108-1	One-way reversible	10	1.25		1.68	2.35	-
9-110-1	Curved rod masters	10 pair	2.25		3.47	4.85	-

**FINISH:** White (1)

# Cut-To-Measure, Made-To-Measure

## 9-200 Series

### Hold-Tite Master Carriers, Stirrups, and Supports—Application: 9-200 Track

Item Number	Description (inches)	Full Package (each)	Weight (pounds)	Image	Price	Less Pack	Optional Retail
9-224-1	Stirrups	50	1.63		\$0.79	1.10	-
9-231-1	Projects 2½-4¼	10	1.01		1.47	2.06	-
9-235-1	Double, projects 2-3 and 5-6½	50	10.00		1.76	-	-
		10	2.00		2.15	3.01	-
9-139-1	Extender, projects 5-7	25	1.04		0.89	1.25	-

**FINISH:** White (1)

**NOTE:** See below for spacing guidelines.

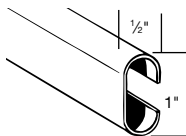
#### Made-To-Measure Surcharges

Bending charge	\$5.25 per bend
Continuous bend	\$1.00 per foot (\$8.00 minimum charge)
Crating curved rods	\$26.00/crate

#### Quality Notes

##### Cut-To-Measure 9-200 Series

- .0279 steel
- Front loading universal brackets
- Reversible master carriers
- Use with heavy draperies or wide expanses
- Can be bent to 12" radius or continuous curves



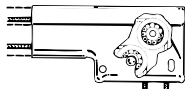
##### Hold-Tite Stirrups

- Snap-in design for easy installation and firm grip
- Rod removes easily with screwdriver



##### End Pulleys

- Built-in slide gate to make it easy to add or remove slides



#### Support Spacing Guidelines For Traverse Rods

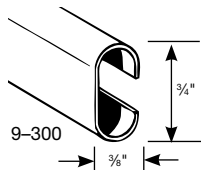
Drapery Weight	Draw	Direction	Support Spacing (feet)						
Light	Two-way		6   6   6			← End bracket			
	One-way	Left	1½   6   6			→			
	One-way	Right	←	6   6   1½					
Medium	Two-way under 12 feet		4   4   4						
	Two-way over 12 feet		1½   4   4   1½						
	One-way	Left	1½   4   4			→			
	One-way	Right	←	4   4   1½					
Heavy	Two-way under 12 feet		1½   3   3   1½						
	Two-way over 12 feet		1½   1½   3   3   1½   1½						
	One-way	Left	1½   1½   3   3				→		
	One-way	Right	←	3   3   1½   1½					

For fabric weight specifications, see general information section, custom rod comparison chart.

## Cut-To-Measure, Made-To-Measure

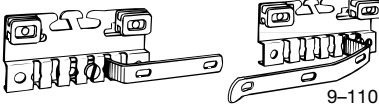
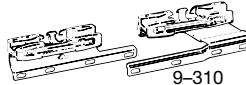
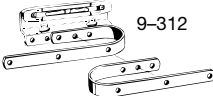
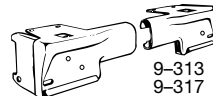
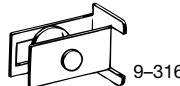
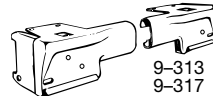
### 9-300 Series

#### Regular Duty Track

Item Number	Description	Full Package (each)	Weight (pounds)	Image	Price	Less Pack	Optional Retail
9-300-1	16 feet lengths	384 feet	62.00		\$0.53	0.74	-
9-301-1	12 feet lengths	252 feet	62.00		0.53	0.74	-



**FINISH:** White (1)

#### Master Carriers And Pulley Sets—Application: 9-300 Track

Item Number	Description	Full Package (each)	Weight (pounds)	Image	Price	Less Pack	Optional Retail
9-110-1	Curved rod masters	10 pair	2.25		\$3.47	4.85	-
9-310-1	Two-way master carrier	10 pair	1.03		1.58	2.21	-
9-312-1	One-way left or right reversible master carrier	50	37.8		1.47	-	-
		10	7.56		1.58	2.21	-
9-313-1	Nylon end pulley	10 pair	2.31		3.15	4.41	-
9-316-0	One-way end pulley	10	.19		1.37	1.91	-
9-317-1	Ball bearing end pulley	10 pair	2.50		4.73	6.62	-

**FINISH:** Zinc Chromate (0), White (1)

#### Rod Splice And End Cap—Application: 9-300 Track

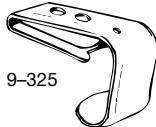

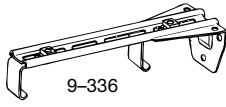
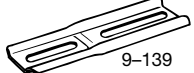
Item Number	Description	Full Package (each)	Weight (pounds)	Image	Price	Less Pack	Optional Retail
9-321-0	Boxed rod splice	25	1.44		\$0.89	1.25	-
9-328-0	End cap—hand draw ceiling mount	25 pair	.69		1.31	1.84	-

**FINISH:** Zinc Chromate (0)

# Cut-To-Measure, Made-To-Measure

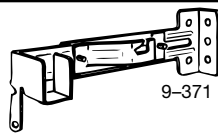
## 9-300 Series

### Hold-Tite Stirrups and Supports—Application: 9-300 Track

Item Number	Description (inches)	Full Package (each)	Weight (pounds)	Image	Price	Less Pack	Optional Retail
9-325-1	Stirrup, inner rod section	50	1.50		\$0.88	1.23	-
9-330-1	Projects 1 $\frac{7}{8}$ –2 $\frac{7}{8}$	10	.94		1.52	2.13	-
9-332-1	Projects 2 $\frac{3}{4}$ –4 $\frac{1}{4}$	10	1.01		1.60	2.23	-
9-336-1	Double projects 2 $\frac{3}{4}$ –4 $\frac{1}{4}$ and 5–6 $\frac{1}{2}$	10	2.00		1.79	2.50	-
9-139-1	Extender, projects 5–7	25	1.04		0.89	1.25	-

**FINISH:** White (1)

### Drop-In Brackets—Application: 9-300 Track

Item Number	Description (inches)	Full Package (each)	Weight (pounds)	Image	Price	Less Pack	Optional Retail
9-371-1	Rod and shade bracket, projects 3–3 $\frac{1}{2}$	10 pair	2.01		\$2.76	3.87	-
9-372-1	Projects 2 $\frac{3}{4}$ –3 $\frac{3}{4}$	10 pair	2.00		2.15	3.01	-

**FINISH:** White (1)

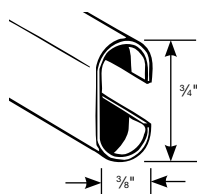
### Made-To-Measure Surcharges

Bending charge	\$5.25 per bend
Continuous bend	\$1.00 per foot (\$8.00 minimum charge)
Crating curved rods	\$26.00/crate

### Quality Notes

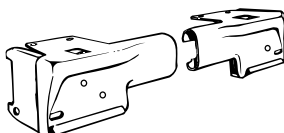
#### Cut-To-Measure 9-300 Series

- .0279 steel
- For traverse rod installations of average weight and width
- Fabric weight specifications located in general information section, custom rod comparison chart
- Can be bent to 12" radius or continuously curved



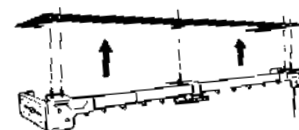
#### Ball Bearing Pulleys

- Operate smoothly and quietly
- Compact pulley housing lets draperies stack closer to end of rod



#### Cut-To-Measure Rods

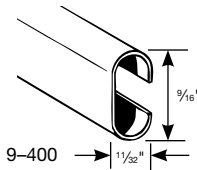
- Most mount directly to ceiling by mounting screws through extra wide top flange of pulley housing and support stirrup



## Cut-To-Measure, Made-To-Measure

### Oval 9-400 Series

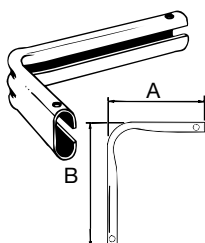
#### Track Application: 9-400 Oval Rod

Item Number	Description	Full Package (each)	Weight (pounds)	Image	Price	Less Pack	Optional Retail
9-400-1	12 foot lengths	1008 feet	134.00		\$0.42	-	-
		504 feet	67.00		0.44	0.62	-
9-400-09	9 feet lengths	378 feet	26.00		0.44	0.62	-

**FINISH:** White (1), (09)

**NOTE:** Cutting allowances located in cut-to-measure, made-to-measure section in quality notes.


#### Reversible Elbow A and B (Projection)—Application: 9-400 Oval Rod

Item Number	Description (inches)	Full Package (each)	Weight (pounds)	Image	Price	Less Pack	Optional Retail
9-401-1	Projects 1 3/4–2 3/4	50 pair	.25		\$1.11	-	-
		10 pair	.05		1.62	-	-
9-403-1	Projects 3 3/4–4 3/4	10 pair	1.38		1.50	2.10	-
9-405-1	Projects 5 3/4–6 3/4	10 pair	2.03		2.95	4.13	-

**FINISH:** White (1)

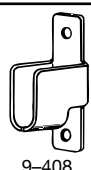
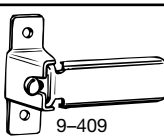
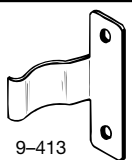
**NOTE:** Elbow can be reversed for either short “A” or long “B” projection.

#### Spring Socket—Application: 9-400 Oval Rod

Item Number	Description	Full Package (each)	Weight (pounds)	Image	Price	Less Pack	Optional Retail
9-406-1	Boxed	10 pair	1.01		\$2.21	3.09	-

**FINISH:** White (1)

#### Brackets—Application: 9-400 Oval Rod

Item Number	Description (inches)	Full Package (each)	Weight (pounds)	Image	Price	Less Pack	Optional Retail
9-408-1	Inside	25 pair	.05		\$1.10	1.54	-
9-409-1	Sash, projects 3/4	25 pair	1.03		1.27	1.78	-
9-413-0	Push-on	25 pair	1.01		1.27	1.78	-

**FINISH:** Zinc Chromate (0), White (1)

# Cut-To-Measure, Made-To-Measure

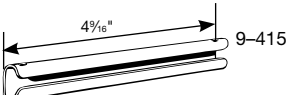
## Oval 9-400 Series

### Brackets—Application: 9-400 Oval Rod

Item Number	Description	Full Package (each)	Weight (pounds)	Image	Price	Less Pack	Optional Retail
4-808-0	Single bracket (1 pair/envelope)	75 envelope	3.03		\$0.46	-	-
		25 envelope	1.01		0.56	0.78	-
4-809-0	Double bracket (1 pair/envelope)	50 envelope	4.25		0.63	-	-
		10 envelope	.85		0.71	1.00	-

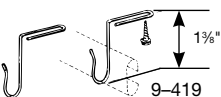
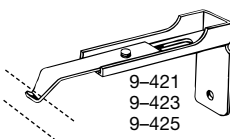
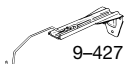
**FINISH:** Zinc Chromate (0), White (1)

### Splice—Application: 9-400 Oval Rod

Item Number	Description	Full Package (each)	Weight (pounds)	Image	Price	Less Pack	Optional Retail
9-415-1	Oval rod splice	25	1.00		\$0.47	0.66	-

**FINISH:** White (1)

### Supports—Application: 9-400 Oval Rod

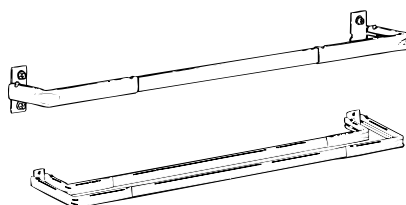
Item Number	Description (inches)	Full Package (each)	Weight (pounds)	Image	Price	Less Pack	Optional Retail
9-419-0	Ceiling drop	25	.01		\$1.22	1.71	-
9-421-1	Projects 2-3	10	1.04		0.83	1.16	-
9-423-1	Projects 3½-5	10	1.00		0.93	1.31	-
9-425-1	Projects 5-7	10	1.01		1.05	1.47	-
9-427-1	Projects 6-10	10	1.04		2.35	3.29	-

**FINISH:** Zinc Chromate (0), White (1)

## Quality Notes

### Oval Cut-To-Measure 9-400 Series

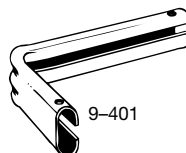
- Ideal for heavy duty curtains, valances, and cafe rods
- Doesn't close up when shirring
- .0279 gauge steel



Curtain Rod Application

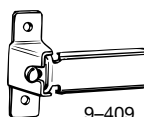
### Reversible Elbows

- Allow a wide range of treatments since each elbow has a choice of two projections



### Sash Bracket (9-409)

- For shirred cafe curtains hung close to window
- End brackets secure rod to bracket by tightening end screw



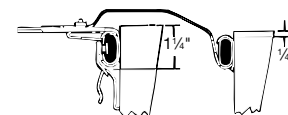
### Spring Socket (9-406)

- Fits over oval rod
- Use in recessed window applications
- Spring pressure on rubber tips holds rod in place
- Cutting allowance: 5"
- Maximum width 84"



### Oval Valance Rod Treatments

- Valance pinned over oval rod






## Cut-To-Measure, Made-To-Measure

### $\frac{3}{8}$ " Solid 9-600 Rodding; Steel

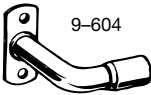
#### $\frac{3}{8}$ " Solid 9-600 Rodding: Steel

Item Number	Description (inches)	Full Package (each)	Weight (pounds)	Image	Price	Less Pack	Optional Retail
9-600-8	$\frac{3}{8}$ " diameter, 12 feet lengths	144 feet	47.00		\$1.08/ft.	1.51/ft.	-

**FINISH:** Brass (8)

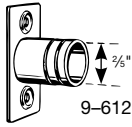
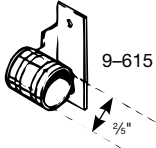
Cut down charge: .....\$1.50/cut

#### Gooseneck Brackets—Application: $\frac{3}{8}$ " Solid 9-600 Rod

Item Number	Description	Full Package (each)	Weight (pounds)	Image	Price	Less Pack	Optional Retail
9-604-8	Projects 2, boxed	10 pair	2.13		\$3.68	5.15	-

**FINISH:** Brass (8)

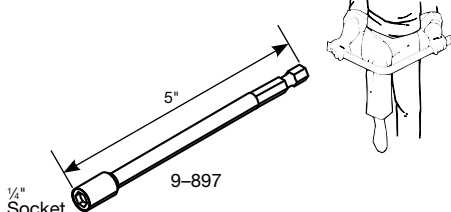
#### Barrel Brackets—Application: $\frac{3}{8}$ " Solid 9-600 Rod

Item Number	Description (inches)	Full Package (each)	Weight (pounds)	Image	Price	Less Pack	Optional Retail
9-612-8	Inside mount (1 pair/envelope)	50 envelope	2.50		\$2.21	-	-
		10 envelope	.50		2.26	3.16	-
9-615-8	Projects $\frac{3}{8}$ " (1 pair/envelope) outside mount	50 envelope	2.50		2.21	-	-
		10 envelope	.50		2.26	3.16	-

**FINISH:** Brass (8)

**NOTE:** Barrel removes for ease of installation.

#### Tools

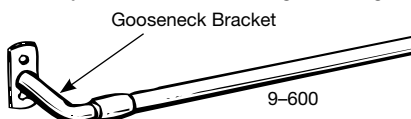
Item Number	Description (inches)	Full Package (each)	Weight (pounds)	Image	Price	Less Pack	Optional Retail
9-888-0	Lacing hook	10	.25		\$2.99 net	-	-
9-897-0	Hex head socket, magnetic, improved	1	.09		24.41 net	-	-

**FINISH:** Zinc Chromate (0)

#### Quality Notes


##### $\frac{3}{8}$ " Solid Round Rodding

- Sturdy, strong, and versatile
- Available in 12 foot lengths, brass finish
- Easy to cut to desired size
- Heavier weight; ideal for banners
- Socket unscrews from gooseneck bracket for easy installation of rodding or tubing



##### Hex Head Screws

- With washer heads are for general use with drapery hardware
- Available in eight sizes
- #6 screws are smaller in diameter to be used on brackets with smaller hole



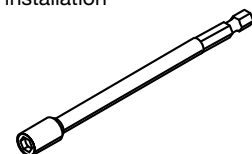
##### Teks Screws

- Require no pre-drilling and eliminate splitting or cracking of trim
- Use on metal doors, aluminum window frames, and wood



##### Magnetic Hex Head Socket (9-897-0)

- Ideal for use with slotted hex head screws
- Holds screw secure for single hand installation

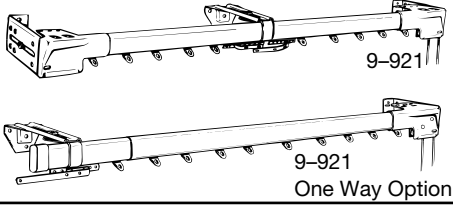

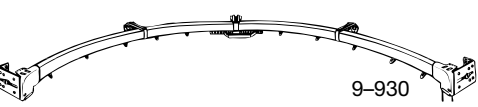


Screws located in accessories section.

# Cut-To-Measure, Made-To-Measure

## Made-To-Measure Rod Sets

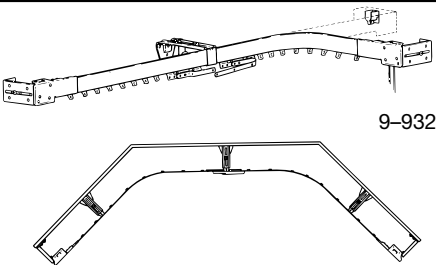
### Heavy Duty Made-To-Measure Rod Sets: Track: 9-200

Item Number	Description	Projection (inches)	Image	Price First 3 Feet	Price Per Foot Over 3 Feet
9-921-1	Specify draw	1 $\frac{1}{8}$ –2 $\frac{7}{8}$		\$35.23	4.14/ft.
		2 $\frac{3}{4}$ –4 $\frac{1}{4}$ standard		35.23	4.14/ft.
		5–6 $\frac{1}{2}$		35.23	4.14/ft.
9-928-1	Bay window set; specify draw	1 $\frac{1}{8}$ –2 $\frac{7}{8}$		74.03	6.56/ft.
		2 $\frac{3}{4}$ –4 $\frac{1}{4}$ standard		74.03	6.56/ft.
		5–6 $\frac{1}{2}$		74.03	6.56/ft.
9-930-1	Bow window set; specify draw	1 $\frac{1}{8}$ –2 $\frac{7}{8}$		67.73	6.56/ft.
		2 $\frac{3}{4}$ –4 $\frac{1}{4}$ standard		67.73	6.56/ft.
		5–6 $\frac{1}{2}$		67.73	6.56/ft.

**FINISH:** White (1)

**NOTE:** Specify projection on bent rod.

### Flex Made-To-Measure Rod Sets: Track: 9-070

Item Number	Description	Projection	Image	Price First 3 Feet	Price Per Foot Over 3 Feet
9-932-1	Specify draw	Specify projection		\$48.41	5.02/ft.

**FINISH:** White (1)

**NOTE:** Recommended maximum drapery weight: 1 pound per foot

**Draws Available:** Two-way, one-way left, one-way right, two-way double

**Projections Available:** 2 $\frac{3}{4}$ "–4 $\frac{1}{4}$ " single rod; 2"–3" and 5"–6 $\frac{1}{2}$ " for double rod

**Surcharges:** Crating charge for curved/bent rods: .....\$26.00/crate

**NOTE:** Brackets and supports included.

Other types of made-to-measure assembled sets available. Consult Graber® representative for details.

Uses 70-030-005 Cord.

## Quality Notes

### How To Order:

**For standard rod sets (single or double combination rods) specify:**

- **Quantity:** Total quantity of each specific type ordered
- **Number As Listed In Item Number Column:** This number includes: code, item number, and finish
- **Description: EXAMPLE:** "Heavy duty two-way traverse set"
- **Exact Width:** From outside to outside of brackets; (we make allowances where necessary.)
- **Projection:** (When choice of projections is offered.) 2 $\frac{3}{4}$ "–4 $\frac{1}{4}$ " is standard.

### Stack and Control Locations

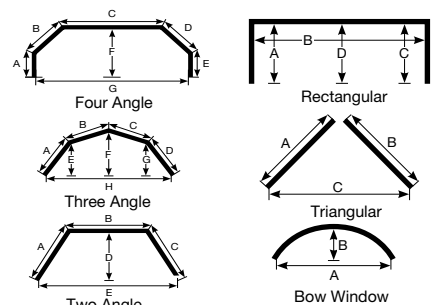
### For curved rod sets specify:

- **Quantity:** Total quantity of each specific type ordered
- **Number As Listed In Item Number Column:** This number includes: item, code, and finish
- **Description: EXAMPLE:** "Heavy duty bay window set"
- **Rod Width:** The standard measurement for all rod lengths will be outside bracket to outside bracket
- **Projection:** The listed projection of all rods will be the dimension from the face, or front of the rod, to the wall.
- **EXACT REQUIRED WINDOW MEASUREMENTS AS SHOWN IN DIAGRAM:** We will make allowance for projection specified.

**Projection:** (When choice of projection is offered.) 2 $\frac{3}{4}$ "–4 $\frac{1}{4}$ " is standard

Drop from rod to floor for cord tension pulley.

### Stack and Control Locations

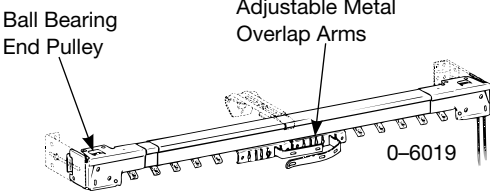


# Bulk Rods

## Bulk Rods

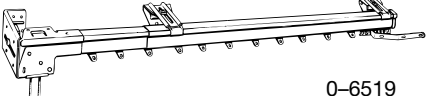
**NOTE:** Cord tension pulleys, cord drops, screws, brackets, and supports are not supplied with rods and must be purchased separately (located in this section). See conventional adjustable traverse rods section for longer extensions.

### Super Heavy Duty (SHD) Traverse Rods

Item Number	Description (inches)	Slides	Supports Required	Quantity (each)	Weight (pounds)	Images	Price
0-6019-1	30-48	10	0	12	17.13		\$8.68
0-6029-1	48-84	20	1	12	24.75		11.97
0-6039-1	66-120	30	2	12	31.00		13.65
0-6049-1	84-156	38	3	12	42.06		15.70
0-6059-1	120-228 (2 piece)	56	4	12	53.00		20.59

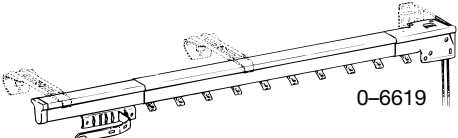
**FINISH:** White (1)

### SHD One-Way Left Traverse Rods

Item Number	Description (inches)	Slides	Supports Required	Quantity (each)	Weight (pounds)	Images	Price
0-6519-1	30-48	11	1	12	14.06		\$8.57
0-6529-1	48-84	21	2	12	21.75		11.91
0-6539-1	66-120	31	3	12	28.02		13.58

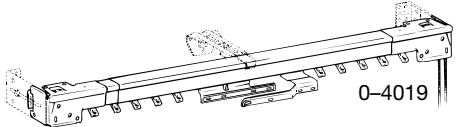
**FINISH:** White (1)

### SHD One-Way Right Traverse Rods

Item Number	Description (inches)	Slides	Supports Required	Quantity (each)	Weight (pounds)	Images	Price
0-6619-1	30-48	11	1	12	14.06		\$8.57
0-6629-1	48-84	21	2	12	23.56		11.91
0-6639-1	66-120	31	3	12	28.02		13.58

**FINISH:** White (1)

### Heavy Duty (HD) Traverse Rods

Item Number	Description (inches)	Slides	Supports Required	Quantity (each)	Weight (pounds)	Images	Price
0-4019-1	30-48	10	0	12	15.50		\$7.06
0-4009-1	38-66	16	1	12	17.50		7.39
0-4029-1	48-84	20	1	12	22.31		9.16
0-4039-1	66-120	30	2	12	29.01		12.13
0-4049-1	84-156	38	3	12	37.03		14.33

**FINISH:** White (1)

# Bulk Rods

## Bulk Rods

### Recommended Weight Limits for Traverse Rods

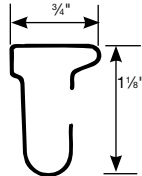
**Super Heavy Duty:** Up to 84" — 1½ pounds per foot; with two or more center supports — 2 pounds per foot  
Over 84" — 1 pound per foot; with two or more center supports — 1½ pounds. per foot

**Heavy Duty:** Up to 84" — 1 pound per foot; with two or more center supports — 1½ pounds per foot  
Over 84" — ½ pound per foot; with two or more center supports — 1 pound per foot

### Quality Notes

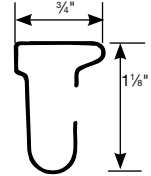
#### Heavy Duty Traverse Rods (4000 Series)

- Traverse rod sections made of .016 thickness steel, with baked enamel finish
- Pulley housings equipped with ¾" polyethylene pulleys
- Traverse cord #3¾ polyester stretch-resistant braid
- Universal, positive cam-type support


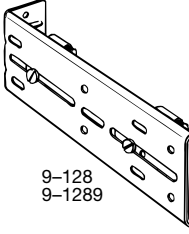



#### Super Heavy-Duty Traverse Rods (6000 Series)

- Traverse rod sections made of .016 thickness steel, with baked enamel finish
- Pulley housings equipped with ¾" ball bearing pulleys
- Traverse cord # 3¾, polyester stretch-resistant braid
- Universal, positive cam-type support


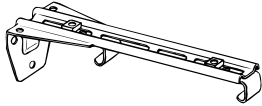


### End Brackets

Item Number	Description (inches)	Quantity (each)	Weight (pounds)	Image	Price
9-124-1	Projects 1⅞–2⅞	10 pair	2.01	 9-124 9-125 9-1259	\$1.88
9-125-1	Projects 2¾–4¼	10 pair	2.04		1.71
9-1259-1	Projects 2¾–4¼	100 pair	25.94		1.54
9-128-1	Double projects 2–3 and 5–6½	10 pair	4.05	 9-128 9-1289	3.03
9-1289-1	Double projects 2–3 and 5–6½	100 pair	49.31		2.76
9-129-1	Extender, projects 5–7	10 pair	2.03	 9-129	1.66

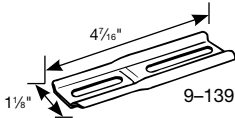

FINISH: White (1)

### Universal Center Supports and Stirrups

Item Number	Description (inches)	Quantity (each)	Weight (pounds)	Image	Price
9-133-1	Support, projects 1⅞–2⅞	10	1.06	 9-133 9-1359 9-137	\$1.49
9-1359-1	Support, projects 2¾–4¼	100	11.56		1.22
9-137-1	Support, projects 5–6½	1	.12		1.71
9-138-1	Double support projects 2–3 and 5–6½	10	1.69	 9-138	1.93
		50	10.15		1.88
		10	2.03		2.32

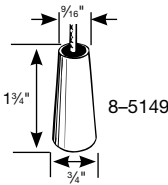
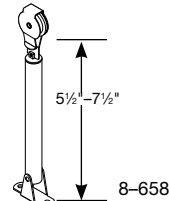
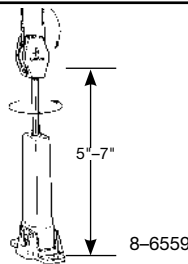
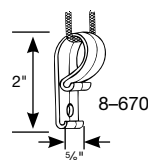
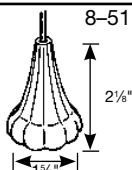
FINISH: White (1)

## Bulk Rods

Bulk Rods					
Universal Center Supports and Stirrups					
Item Number	Description (inches)	Quantity (each)	Weight (pounds)	Image	Price
9-139-1	Extender, projects 5-7	25	1.04		\$0.89
9-140-1	Universal support super heavy duty and heavy duty rods	25	1.00		0.88

**FINISH:** White (1)

**NOTE:** 9-139-1 includes nut and bolt.

Cord Drops, Tension Pulley, Cord Guide					
Item Number	Description	Quantity (each)	Weight (pounds)	Image	Price
8-5149-1	Boxed-unweighted	100 pair	1.38		\$14.39c
8-658-1	Cord tension pulley baked white enamel	10	2.04		9.14
8-6559-1	Molded cord tension pulley	300	15.09		0.51
		100	5.03		0.69
8-670-0	Cord guide	50	.03		0.14
8-511-1	Cord drop, weighted (2/envelope)	30 envelope	4.89		2.04
		10 envelope	1.63		2.43

**FINISH:** Clear (0), White (1)

# Bulk Rods

## Dauphine® Flat Rod Components

### Quality Notes

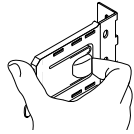
#### Dauphine Flat Valance Rods

- Feature snap-on bracket designed for **easy, one-person** installation

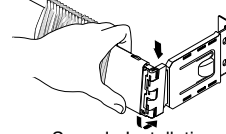
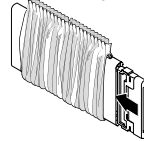
#### Finger-Tip Projection Adjustment

- Two piece bracket design provides easy, no snag shirring of rod pocket

See page bulk rod section for rods.

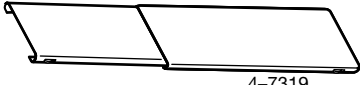



Finger-Tip Projection Adjustment



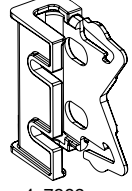
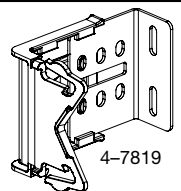
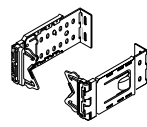
Snap-In Installation

### 2½" Wide Dauphine Curtain Rod and Components

Item Number	Description (inches)	Full Package (each)	Weight (pounds)	Image	Price
4-7319-01	18-28 rod sections only	20	10.00	 4-7319	\$2.38
4-7329-01	28-48 rod sections only	20	16.13		2.71
4-7339-01	48-84 rod sections only	20	27.56		4.43
4-7349-01	84-156 rod sections only	10	25.69		6.92
4-7399-1	2½ threader cap	100	1.06	 4-7399	0.40

FINISH: White (1)

### Brackets for 2½" Dauphine Rods

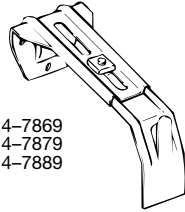
Item Number	Description (inches)	Full Package (each)	Weight (pounds)	Image	Price
4-7809-01	¾ clearance brackets	20 pair	2.00	 4-7809	\$1.77
4-7819-01	2-3 clearance brackets	20 pair	5.03	 4-7819	3.10
4-7829-01	3½-5½ clearance brackets	20 pair	6.03	 4-7829 4-7839	3.10
4-7839-01	6¼-8½ clearance brackets	20 pair	11.04		4.26

FINISH: White (1)

## Bulk Rods

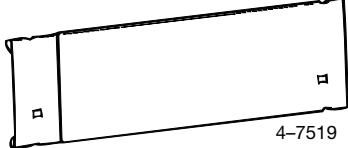
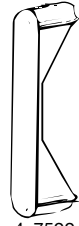
### Dauphine® Flat Rod Components

#### Center Supports for 2½" Dauphine Rods

Item Number	Description (inches)	Full Package (each)	Weight (pounds)	Image	Price
4-7869-1	2-3 center support	40	4.01	 <p>4-7869 4-7879 4-7889</p>	\$1.51
4-7879-1	3½-6 center support	40	7.03		1.68
4-7889-1	6-8½ center support	40	8.63		1.79

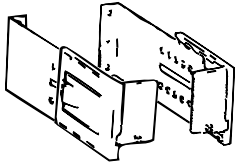
FINISH: White (1)

#### 4½" Wide Dauphine Curtain Rod and Components

Item Number	Description (inches)	Full Package (each)	Weight (pounds)	Image	Price
4-7519-1	18-28 rod sections only	20	18.75	 <p>4-7519</p>	\$3.24
4-7529-1	28-48 rod sections only	20	29.94		3.97
4-7539-1	48-84 rod sections only	20	47.31		6.32
4-7549-1	84-156 rod sections only	10	47.00		10.46
4-7599-1	4½ threader cap	100	1.94	 <p>4-7599</p>	0.41

FINISH: White (1)

#### Brackets for 4½" Dauphine Rods

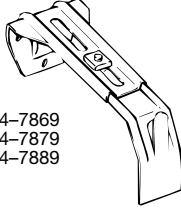
Item Number	Description (inches)	Full Package (each)	Weight (pounds)	Image	Price
4-7919-1	2-3 clearance brackets	20 pair	10.04	 <p>4-7919 4-7929 4-7939</p>	\$4.14
4-7929-1	3½-6 clearance brackets	20 pair	14.05		4.14
4-7939-1	6-8½ clearance brackets	20 pair	23.00		4.47

FINISH: White (1)

## Bulk Rods


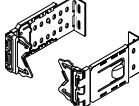
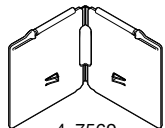
### Dauphine® Flat Rod Components

#### Center Supports for 4½" Dauphine Rods

Item Number	Description (inches)	Full Package (each)	Weight (pounds)	Image	Price
4-7869-1	2-3 center support	40	4.01	 <p>4-7869 4-7879 4-7889</p>	\$1.51
4-7879-1	3½-6 center support	40	7.03		1.68
4-7889-1	6-8½ center support	40	8.63		1.79

**FINISH:** White (1)

#### Hinged Dauphine Components for Bay Window and Corners

Item Number	Description (inches)	Full Package (each)	Weight (pounds)	Image	Price
4-7169-01	Corner hinge, (2½ rod)	40	3.05	 <p>4-7169</p>	\$1.66
4-7179-01	Swivel end bracket, (2½ rod)	20 pair	7.05	 <p>4-7179</p>	5.21
4-7569-1	Corner hinge, (4½ rod)	40	6.04	 <p>4-7569</p>	2.24

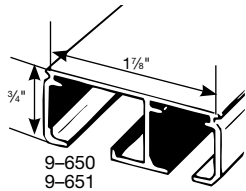
**FINISH:** White (1)



## Commercial

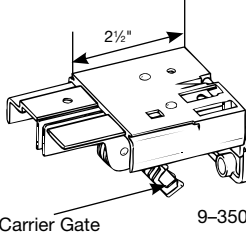
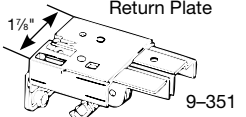

### Super Duty Slimline Track and Components

#### Super Duty Slimline Cord Draw Track

Item Number	Description	Full Package (each)	Weight (pounds)	Image	Price	Less Pack
9-650-0	16 feet lengths	256 feet	91.00		\$2.92	4.09
9-650-1	16 feet lengths	256 feet	97.00		3.75	5.25
9-651-0	12 feet lengths	192 feet	70.00		2.92	4.09
9-651-1	12 feet lengths	192 feet.	70.50		3.75	5.25

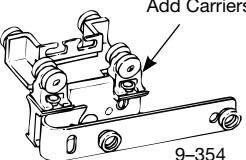
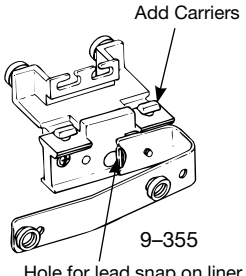
**FINISH:** Aluminum (0), White (1)

#### Pulley Sets—Cord Draw Super Duty Slimline

Item Number	Description	Full Package (each)	Weight (pounds)	Image	Price	Less Pack
9-350-1	Right hand ball bearing end (pulley set with drapery return plate)	20	3.50		\$3.31	4.63
9-351-1	Left hand ball bearing end (pulley set with drapery return plate)	20	3.03		3.31	4.63
9-353-1	One-way draw ball bearing (end pulley)	20	.03		1.60	2.23

**FINISH:** White (1)

#### Master Carriers—Cord Draw Super Duty Slimline

Item Number	Description	Full Package (each)	Weight (pounds)	Image	Price	Less Pack
9-354-0	Left hand underlap master for left hand one-way or center (close rods with double snaps)	20	2.04		\$4.22	5.91
9-355-0	Right hand overlap master for right hand one-way or center (close rods with double snaps)	20	2.94		4.22	5.91

**FINISH:** Zinc Chromate (0)

**\*NOTE:** Super duty slimline master carriers **are not** equipped with detachable front carriers.

Stack pleat or pinch pleat will require two additional unconnected and one additional connected carrier per master.

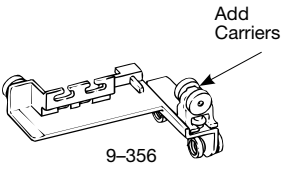
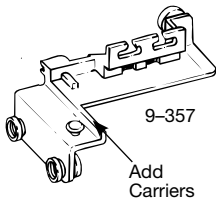
Roll pleat will require one additional unconnected carrier per master. Butt masters require only one additional carrier.

See commercial section, rolling swivel carriers for roll pleat, stack pleat, pinch pleat for 9-383.

## Commercial

### Super Duty Slimline Track and Components

#### Master Carriers—Cord Draw Super Duty Slimline

Item Number	Description	Full Package (each)	Weight (pounds)	Image	Price	Less Pack
9-356-0	Left hand butt master with double snaps	20	.05		\$1.41	1.97
9-357-0	Right hand butt master with double snaps	20	.05		1.41	1.97

**FINISH:** Zinc Chromate (0)

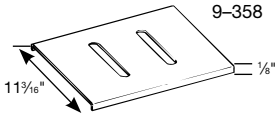
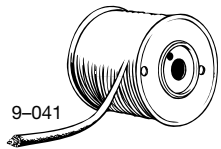
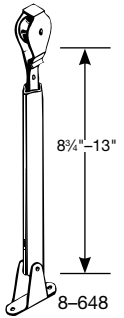
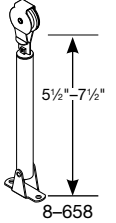
**\*NOTE:** Super duty slimline master carriers **are not** equipped with detachable front carriers.

Stack pleat or pinch pleat will require two additional unconnected and one additional connected carrier per master.

Roll pleat will require one additional unconnected carrier per master. Butt masters require only one additional carrier.

See commercial section, rolling swivel carriers for roll pleat, stack pleat, pinch pleat for 9-383.

#### Miscellaneous Parts—Cord Draw Super Duty Slimline

Item Number	Description	Full Package (each)	Weight (pounds)	Image	Price	Less Pack
9-358-0	Track splice	20	1.02		\$1.76	2.47
9-041-1	No. 4 nylon cord 500 yards per roll	2000 yards	24.24		18.69c	-
		500 yards	6.06		26.36c	-
8-648-1	Ball bearing metal cord tension pulley, heavy duty	100	30.00		8.95	-
		10	3.00		9.17	12.83
8-658-1	Cord tension pulley, baked White enamel	10	2.04		9.14	12.79

**FINISH:** Zinc Chromate (0)

See commercial section, made-to-measure sets.

# Commercial

## Super Duty Slimline Track and Components

### Quality Notes

#### Cord Draw 9-650

- **Description:**
  - Super duty cord draw system
  - Especially designed for motels, hotels, and commercial buildings with extra strength master carriers and nylon wheels
  - Accommodates all three pleating systems
  - Front loading wheel carriers
- **Advantages:**
  - Heavy duty construction, clean lines for easy mounting
  - Uses nylon rollers or slide carriers
  - End pulleys have large ball bearing pulley wheels  $\frac{7}{8}$ " diameter
  - Holds largest amount of drapery weight: 60 pounds one-way, 120 pounds two-way

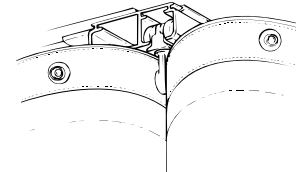
#### Cord Draw 9-650

- Maximum fabric weight:
  - 2.5 pounds per foot
- Maximum track lengths:
  - 60 pounds and 24 feet—1 way
  - 120 pound and 48 feet—2 way
- Can be continuously curved
- Can be curved to any angle using 12" radius
- Can reverse curve with limitations

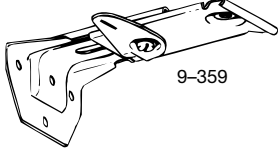
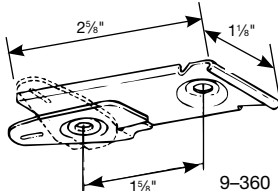
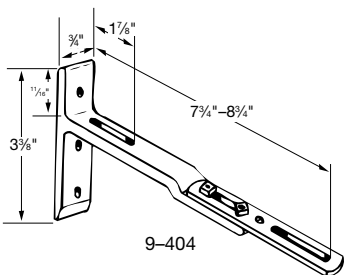
Pleat system. . . . . Roll pleat  
Stack pleat  
Pinch pleat

#### Drapery Liners

- Double sided swiveling snap pendants, standard with super duty slimline track, are designed to carry two separate drapery panels
- Room-facing draperies snap into the front of the pendants, while liners snap into the back



### Mounting Brackets—Cord Draw Super-Duty Slimline

Item Number	Description (inches)	Full Package (each)	Weight (pounds)	Image	Price	Less Pack
9-359-0,1	Adjustable wall bracket 3½-4½ projection	20	2.04		\$1.84	2.57
9-360-0,1	Ceiling bracket for cord draw track	20	1.25		1.00	1.40
9-404-1	Double bracket base	10	2.50		6.89	9.64

**FINISH:** Zinc Chromate/Aluminum (0), White (1)

#### Made-To-Measure Slimline Surcharges

Bending charge . . . . .	\$5.25 per bend
Continuous bend . . . . .	\$1.00 per foot (\$8.00 minimum charge)
Crating curved rods . . . . .	\$26.00/crate
Painting charge—Minimum 2,100 linear feet (Lead time 12-16 weeks) . . . . .	\$0.50 foot (net)
Restranging . . . . .	\$6.00 plus parts
48" Batons (33" fiberglass baton standard) . . . . .	\$1.00 per baton
60" Batons (33" fiberglass baton standard) . . . . .	\$2.00 per baton
Cutting Charge . . . . .	\$1.50 per cut

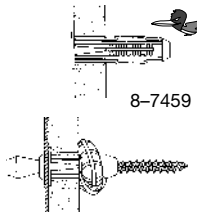
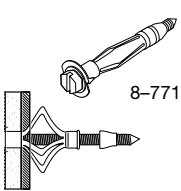
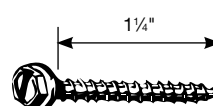
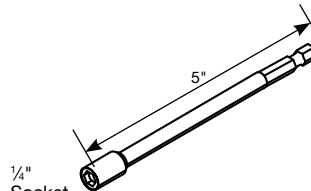
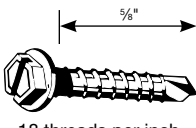
#### Made-To-Measure Slimline Notes

1. Purchase brackets and snap tape separately.
2. Cord draw sets include cord tension pulley.
3. Baton draw sets include 33" fiberglass baton (8-637-1).
4. **TW**—Two-way draw      **1WR**—One-way Right Draw      **1WL**—One-way Left Draw.
5. Cord draw sets include 8-655-1 standard tension pulley; 8-658-1 optional (by request); 8-648-1 optional (by request)—recommended for track over 16 feet.
6. To order double traverse components, you need two rods, brackets and stirrups.

# Commercial

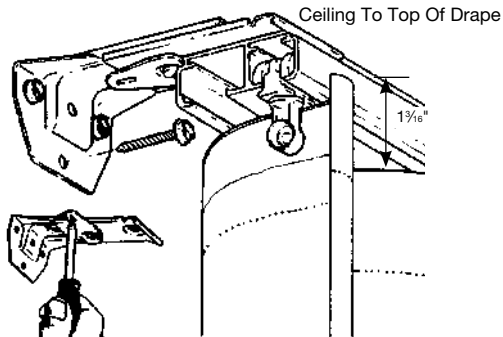
## Super Duty Slimline Track and Components

### Wall Anchors and Screws

Item Number	Description (inches)	Full Package (each)	Weight (pounds)	Image	Price	Less Pack
8-7459-0	Red head poly set anchors	1000 per box	1.00	 8-7459	\$81.90m	-
8-771-0	Wall anchor for 3/8"-1/2" thick walls	1000	13.10	 8-771	27.20c	-
		100	1.31		29.77c	-
8-781-0	1 1/4 x #8 hex head screw	24,000	157.20	 1 1/4" 8-781 8-783	3.62c	-
		1200	7.86		3.89c	-
		200	1.31		5.15c	-
8-783-0	2 x #8 hex head screw	24,000	225.60		6.67c	-
		1200	11.28		7.14c	-
		200	1.88		9.45c	-
9-897-0	Hex head socket, magnetic, improved	1	.09	 5" 1/4" Socket 9-897	24.41 net	-
8-785-0	5/8 x #8-18 teks screw	1000	4.05	 5/8" 18 threads per inch 8-785	9.03c	-
		200	.81		9.45c	-

### Quality Notes

#### Wall Mount



#### Mounting Bracket Spacing

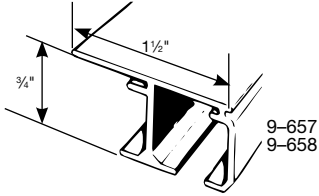
Rod Length (feet)	# of Brackets	Typical Bracket Spacing (feet)
8	5	2   2   2   2
10	5	2   3   3   2
12	6	2   2   4   2   2
16	7	2   2   4   4   2   2
20	8	2   2   4   4   4   2   2
24	12	2   2   2   2   2   2   2   2   2   2   2

Heavy duty brackets  
Capacity 120 pound maximum  
Drape (when spaced as above)

## Commercial

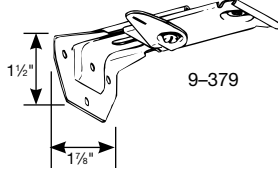
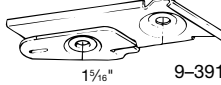
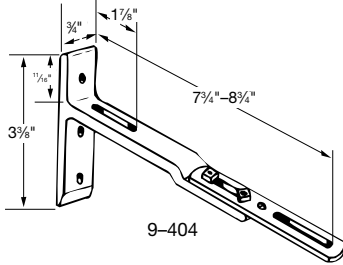
### Super Duty Slimline Track and Components

#### Super Duty Slimline Baton Draw Track

Item Number	Description	Full Package (each)	Weight (pounds)	Image	Less Pack	Price
9-657-0	16 feet lengths	256 feet	70.00		\$2.32	3.25
9-657-1	16 feet lengths	256 feet	68.00		2.70	3.78
9-658-0	12 feet lengths	192 feet	92.00		2.32	3.25
9-658-1	12 feet lengths	192 feet	52.00		2.70	3.78

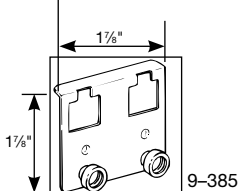
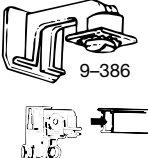
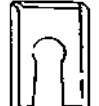
**FINISH:** Aluminum (0), White (1)

#### Mounting Brackets—Baton Draw Super Duty Slimline

Item Number	Description (inches)	Full Package (each)	Weight (pounds)	Image	Less Pack	Price
9-379-0,1	3 1/2–4 1/4 projection (wall bracket)	20	2.05		\$1.84	2.57
9-391-0,1	Ceiling bracket for baton draw track (9-657, 9-658)	20	1.25		1.00	1.40
9-404-1	Double bracket base	10	2.50		6.89	9.64

**FINISH:** Zinc Chromate/Aluminum (0), White (1)

#### Miscellaneous Parts For Super Duty Slimline Track


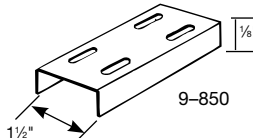
Item Number	Description	Full Package (each)	Weight (pounds)	Image	Less Pack	Price
9-385-0	Drapery return snap plate	20	.04		\$0.70	0.98
9-386-1	End cap assembly with screw	20	.01		0.65	0.91
9-396-0	Horseshoe clip for unconnected swivel carrier with snap pendant	150	.01		0.13	0.18

**FINISH:** Zinc Chromate (0), White (1)

## Commercial

### Super Duty Slimline Track and Components

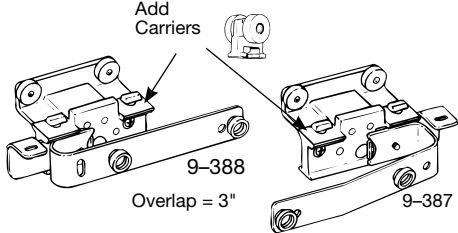
#### Miscellaneous Parts For Super Duty Slimline Track

Item Number	Description (inches)	Full Package (each)	Weight (pounds)	Image	Less Pack	Price
8-637-1	33 baton with clip	500	109.50		\$2.42	-
		100	21.90		2.63	-
		20	4.38		2.89	4.04
8-638-1	48 baton with clip	100	30.00		3.99	-
		20	6.00		4.46	6.25
8-639-1	60 baton with clip	100	42.50		5.88	-
		20	8.50		6.46	9.04
9-850-1	Splice	20	1.00		1.84	2.57

**FINISH:** Zinc Chromate (0), White (1)

**NOTE:** See commercial section, batons.

#### Master Carriers—Baton Draw Super Duty Slimline

Item Number	Description	Full Package (each)	Weight (pounds)	Image	Less Pack	Price
9-387-0*	Right hand overlap baton master carrier for one-way or center close	20	3.02		\$4.55	6.37
9-388-0*	Left hand underlap baton master carrier for one-way or center close	20	3.02		4.55	6.37

**FINISH:** Zinc Chromate (0)

#### Surcharges:

Bending charge	\$5.25 per bend
Restranging charge	\$6.00 plus parts
Continuous bend	\$1.00 per foot (\$8.00 minimum charge)
Crating charge (for curved rods)	\$26.00 per crate
Multiple draw	\$6.00
Dual masters	\$6.00

See commercial section for made-to-measure sets.

**\*NOTE:** Super duty slimline master carriers are not equipped with detachable front carriers.

Stack pleat or pinch pleat will require two additional unconnected carriers per master.

Roll pleat will require one additional unconnected carrier and one connected carrier per master.

Butt masters require only one additional carrier.

See commercial section, rolling swivel carriers for roll pleat, stack pleat, pinch pleat for 9-383.

## Commercial

### Super Duty Slimline Track and Components

#### Quality Notes

##### Baton Draw 9-657

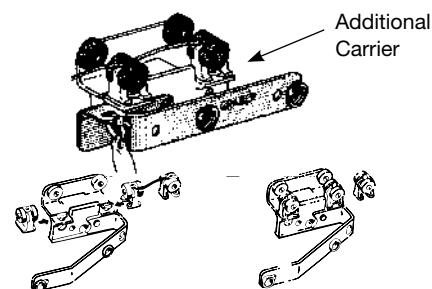
- **Description:**
  - Super duty baton draw
  - Especially designed for motels, hotels, dormitories, and commercial buildings with rolling carriers to provide maximum sturdiness for heavier weight drapery
  - Will accommodate three pleating systems—roll, stack, and pinch
- **Advantages:**
  - Carries more weight without losing smooth efficiency
  - Use for ceiling or wall mount
  - Comes in custom-measured assembled sets
- **Front loading rolling or sliding carriers**
  - Baton on outside of draperies

##### Baton Draw 9-657

- Maximum fabric weight
  - 1¼ pound per foot
- Maximum track lengths
  - 30 pound and 16 feet—1 way
  - 60 pound and 32 feet—2 way
- Can curve to any angle using 12" radius
- Can be reverse curved, with limitations
- **Pleat system:**
  - Pinch pleat
  - Roll pleat
  - Stack pleat

##### Rolling Master Carriers

- Traverse smoothly and quietly



### Snap Tape and Accessories—Super Duty Slimline

#### Stack Pleat Snap Tape And Accessories

Item Number	Description (inches)	Full Package (each)	Weight (pounds)	Image	Price	Less Pack
9-452-1	Tape with 7½ spacing	2000 yards 100 yards	100.20 5.01	<p>Snap Spacing 9-452 7½" 9-453 8½"</p>	\$1.16	-
9-453-1	Tape with 8½ spacing	2000 yards 100 yards	80.60 4.03		1.26 1.16	1.76 -
9-455-0	Male snaps	500	.04	<p>Extra Snaps for Master Carriers</p>	4.99c	6.98c
9-456-0	Rivets for male snaps	500	.56		4.99c	6.98c

**FINISH:** Zinc Chromate (0), White (1)

#### Roll Pleat Snap Tape

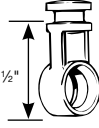
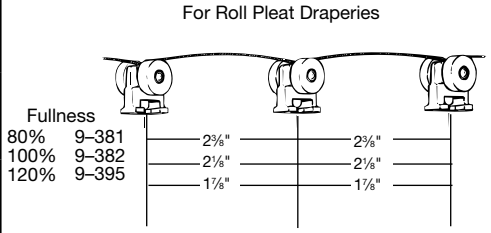

Item Number	Description (inches)	Full Package (each)	Weight (pounds)	Image	Price	Less Pack
9-463-1	Snap tape ¼ on center for roll pleat/low pull force	10,000 yards 100 yards	538.00 5.38	<p>¼" Diameter Snap (9 snaps per yard)</p>	\$1.47	-
9-461-1	Snap tape ¼ on center for roll pleat/high pull force	10,000 yards 100 yards	538.00 5.38		1.63 1.47	2.28 -
					1.63	2.28

**FINISH:** White (1)

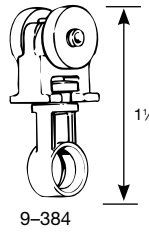
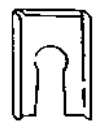
## Commercial

### Snap Tape and Accessories—Super Duty Slimline

#### Rolling Swivel Carriers For Roll Pleat—Stack Pleat—Pinch Pleat

Item Number	Description (inches)	Full Package (each)	Weight (pounds)	Image	Price	Less Pack
9-345-1	Swivel snap pendant	1000	2.25		\$0.06	0.09
9-381-1	Rolling carrier for 80% fullness (2 1/2" on center)	1000	8.44	 <p>For Roll Pleat Draperies</p> <p>Fullness</p> <p>80% 9-381 2 1/2"</p> <p>100% 9-382 2 1/2"</p> <p>120% 9-395 1 1/2"</p>	0.44	0.62
9-382-1	Rolling carrier for 100% fullness (2 1/2" on center)	1000	8.50		0.44	0.62
9-395-1	Rolling carrier for 120% fullness (1 1/2" on center)	1000	8.56		0.44	0.62
9-383-1	Rolling carrier unconnected without pendant	1000	5.03		0.44	0.62

#### Rolling Swivel Carriers For Roll Pleat—Stack Pleat—Pinch Pleat

Item Number	Description	Full Package (each)	Weight (pounds)	Image	Price	Less Pack
9-384-1	Rolling carrier unconnected with pendant	1000	7.50		\$0.63	0.88
9-396-0	Horseshoe clip for unconnected swivel carrier with snap pendant	150	.01		0.13	0.18

**FINISH:** Zinc .0556 (0), White (1)

See commercial section for made-to-measure sets.



# Commercial

## Snap Tape and Accessories—Super Duty Slimline

### Quality Notes

#### Architectural Track Cutting Allowance

Cutting Track Allowance	Assembly	
Super Duty Slimline	Two-way cord draw	5"
	One-way cord draw	2½"
	Baton draw	¼"
Contrack 9-804	Two-way cord draw	6"
Contrack 9-804	One-way cord draw	3"
Contrack 9-808	Baton draw	
9-8191	Baton draw	0

Deduct the cutting allowance from the rod width to determine the **cut rod length**. Cutting allowance accommodates pulley housings.

#### Stack Pleat Snap Tape

- Spacing determines the width of drapery stacking and projection depth
- Fullness is determined by drapery fabrication

Tape Spacing	Recommended Use
7½"	Short, lightweight draperies
8½"	Normal weight draperies



#### Snap-Tape Systems

- Reduce installation time and cut maintenance costs
- Nylon tape with snaps need not be removed for cleaning
- High pull force (9-461) snaps detach and release with a 36 pound sheer pull
- Low pull force (9-463) snaps detach and release with a 18 pound sheer pull

#### Roll Pleat Draperies


- Use connected snap carriers with 4¼" on center snap tape
- Carrier spacing determines fullness and stack back
- Recommend a 1" heading

Carrier Spacing	Fullness
2¾"	80%
2½"	100%
1¾"	120%



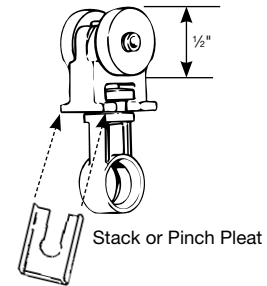
#### Connected Carriers

- Used with roll pleat draperies
- The carrier spacing determines the drapery fullness and stackback width
- Cord is polyester; wheels are nylon; carriers are acetate



#### Rolling Swivel Carriers

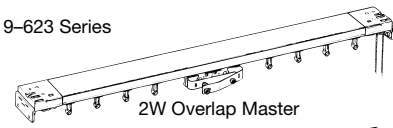
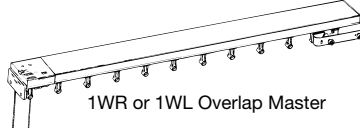
- Available on super duty slimline systems
- Provide for smooth traversing, even with heavy drapery loads
- Wheels are nylon; carriers are acetate



## Commercial

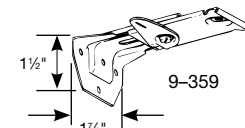
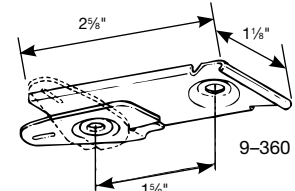
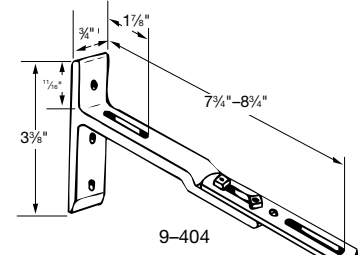
### Stack Pleat Made-To-Measure Sets (Purchase Brackets Separately)

#### Cord Draw Super Duty Slimline Track: 9-650

Item Number	Draw	Master Carriers	Carriers	Fullness	Image	Price First 3 Feet	Price Per Foot Over 3 Feet
9-623-0	Specify	Overlap, butt	Rolling	Specify	 <p>9-623 Series 2W Overlap Master</p>	\$44.89	5.85
9-623-1	Specify	Overlap, butt	Rolling	Specify	 <p>1WR or 1WL Overlap Master</p>	51.49	6.56

**FINISH:** Aluminum (0), White (1)

#### Cord Draw Super Duty Slimline Accessories

Item Number	Description (inches)	Full Package (each)	Weight (pounds)	Image	Price	Less Pack
9-359-0,1	Adjustable wall bracket 3½-4½ projection	20	2.04	 <p>9-359</p>	\$1.84	2.57
9-360-0,1	Ceiling bracket for cord draw track	20	1.25	 <p>9-360</p>	1.00	1.40
9-404-1	Double bracket base	10	2.50	 <p>9-404</p>	6.89	9.64

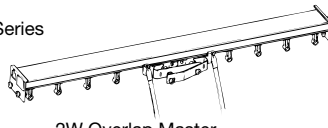
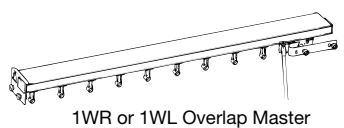
**FINISH:** Aluminum (0), White (1)

**NOTE:** Must specify when ordering:

Draws available: two-way, one-way left, one-way right

Fullness available: 80%, 100%, 120%

#### Baton Draw Super Duty Slimline

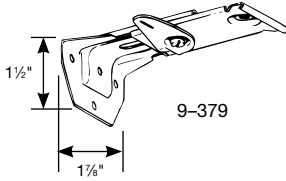
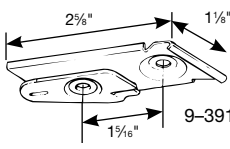
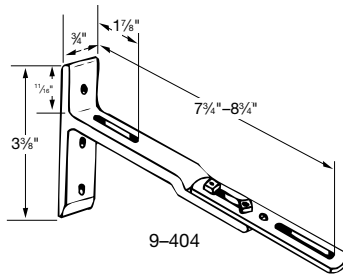
Item Number	Draw	Master Carriers	Carriers	Fullness	Image	Price First 3 Feet	Price Per Foot Over 3 Feet
9-663-0	Specify	Overlap	Specify	Specify	 <p>9-663 Series 2W Overlap Master</p>	\$40.13	4.85
9-663-1	Specify	Overlap	Specify	Specify	 <p>1WR or 1WL Overlap Master</p>	43.22	5.34

**FINISH:** Aluminum (0), White (1)

## Commercial

### Stack Pleat Made-To-Measure Sets (Purchase Brackets Separately)

#### Baton Draw Super Duty Slimline Accessories

Item Number	Description (inches)	Full Package (each)	Weight (pounds)	Image	Price	Less Pack
9-379-0,1	3½"-4¼" projection (wall bracket)	20	2.05		\$1.84	2.57
9-391-0,1	Ceiling bracket for baton draw track (9-657, 9-658)	20	1.25		1.00	1.40
9-404-1	Double bracket base	10	2.50		6.89	9.64

**FINISH:** Aluminum (0), White (1)

**NOTE: Must specify when ordering:**

**Draws available:** two-way, one-way left, one-way right

**Carriers available:** sliding, rolling

**Fullness available:** 80%, 100%, 120%

**Pin setting information,** located in general information section, commercial track information.


#### Made-To-Measure Slimline Surcharges

Bending charge	\$5.25 per bend
Continuous bend	\$1.00 per foot (\$8.00 minimum charge)
Crating curved rods	\$26.00/crate
Restranging	\$6.00 plus parts
48" batons (33" fiberglass baton standard)	\$1.00 per baton
60" batons (33" fiberglass baton standard)	\$2.00 per baton
Cutting charge	\$1.50 per cut

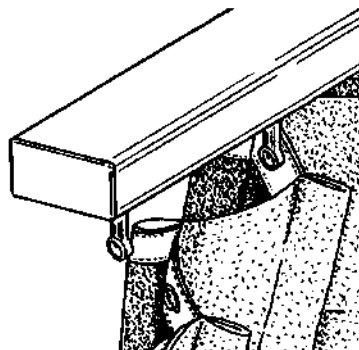
#### Quality Notes

##### Stack Pleat

- Clean, tailored look attractive from both room or street
- Snap tape system reduces installation time and cuts maintenance costs
- Snap spacing determines width of drapery stack and projection depth
- Headings will not sag or tip



**Snap tape and pendants meet industry standards.**



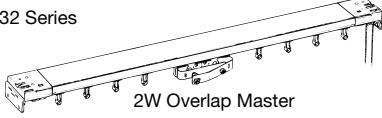
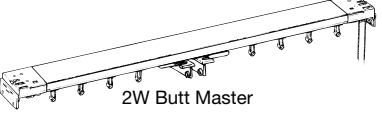
Master Carriers	Overlap, butt
Connected Carriers	No
Carrier Spacing	.3 per foot average
Snap Tape	On center Snaps 7½" Snaps 8½"
Baton Draw	Overlap Masters
Drapery Fullness	.80%, 100%, 120%

**NOTE: Liner cannot be attached to slimline baton draw master carrier.**

# Commercial

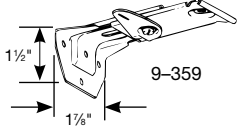
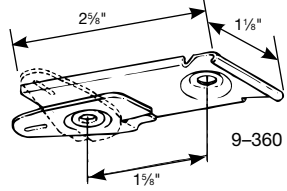
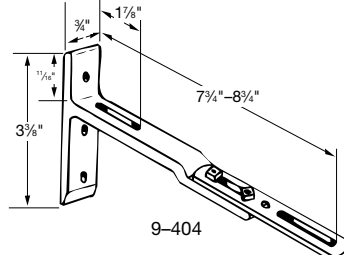
## Roll Pleat Made-To-Measure Sets (Purchase Brackets Separately)

### Cord Draw Super Duty Slimline Track: 9-650

Item Number	Draw	Master Carriers	Carriers	Fullness	Image	Price First 3 Feet	Price Per Foot Over 3 Feet
9-632-0	Specify	Overlap, butt	Rolling	Specify	9-632 Series  2W Overlap Master	\$47.58	5.90
9-632-1	Specify	Overlap, butt	Rolling	Specify	 2W Butt Master	51.99	6.67

**FINISH:** Aluminum (0), White (1)

### Cord Draw Super Duty Slimline Accessories

Item Number	Description (inches)	Full Package (each)	Weight (pounds)	Image	Price	Less Pack
9-359-0,1	Adjustable wall bracket 3½"-4½" projection	20	2.04	 9-359	\$1.84	2.57
9-360-0,1	Ceiling bracket for cord draw track	20	1.25	 9-360	1.00	1.40
9-404-1	Double bracket base	10	2.50	 9-404	6.89	9.64

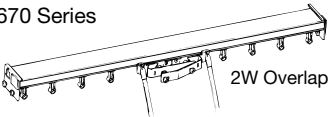
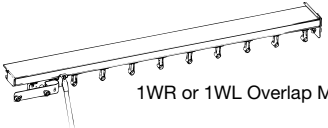
**FINISH:** Aluminum (0), White (1)

**NOTE: Must specify when ordering:**

**Draws available:** two-way, one-way left, one-way right

**Fullness available:** 80%, 100%, 120%

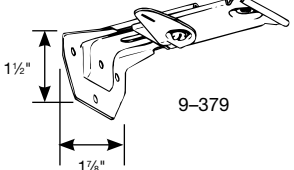
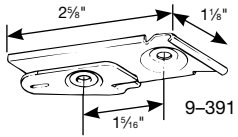
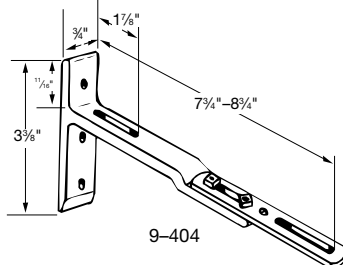
### Baton Draw Super Duty Slimline

Item Number	Draw	Master Carriers	Carriers	Fullness	Image	Price First 3 Feet	Price Per Foot Over 3 Feet
9-670-0	Specify	Overlap	Rolling	Specify	9-670 Series  2W Overlap Master	\$46.42	5.73
9-670-1	Specify	Overlap	Rolling	Specify	 1WR or 1WL Overlap Master	48.18	6.23

**FINISH:** Aluminum (0), White (1)

## Commercial

### Roll Pleat Made-To-Measure Sets (Purchase Brackets Separately)

Baton Draw Super Duty Slimline Accessories						
Item Number	Description (inches)	Full Package (each)	Weight (pounds)	Image	Price	Less Pack
9-379-0,1	3½-4¼ projection (wall bracket)	20	2.05		\$1.84	2.57
9-391-0,1	Ceiling bracket for baton draw track, 9-657, 9-658	20	1.25		1.00	1.40
9-404-1	Double bracket base	10	2.50		6.89	9.64

**FINISH:** Aluminum (0), White (1)

**NOTE: Must specify when ordering:**

\*120% fullness available with rolling carriers only.

**Draws available:** two-way, one-way left, one-way right

**Carriers available:** sliding, rolling

**Pin setting information** located in general information section, commercial track information.

#### Made-To-Measure Slimline Surcharges


Bending charge	\$5.25 per bend
Continuous bend	\$1.00 per foot (\$8.00 minimum charge)
Crating curved rods	\$26.00/crate
Restranging	\$6.00 plus parts
48" batons (33" fiberglass baton standard)	\$1.00 per baton
60" batons (33" fiberglass baton standard)	\$2.00 per baton
Cutting charge	\$1.50 per cut

#### Quality Notes


##### Roll Pleat

- Soft, rounded pleating pattern that looks attractive from the room or street
- Has less stackback than pinch pleat systems
- Headings will not sag or tip

\*120% fullness available



**Snap tape and pendants meet industry standards.**



Master Carriers . . . . . Butt or overlap

Connected Carriers . . . Yes

Carrier Spacing. . . . . Fullness  
1⅞"-120%  
2⅞"-100%  
2⅞"-80%

Baton Draw. . . . . Overlap master only

Fullness Available. . . . . 80%, 100%, 120%

**NOTE: Liner cannot be attached to slimline baton draw master carrier.**

## Commercial

### Pinch Pleat Made-To-Measure Sets (Purchase Brackets Separately)

#### Cord Draw Super Duty Slimline Track: 9-650

Item Number	Draw	Master Carriers	Carriers	Fullness	Image	Price First 3 Feet	Price Per Foot Over 3 Feet
9-635-0	Specify	Overlap	Rolling	Specify	<p>9-635 Series</p> <p>2W Overlap Master</p> <p>1WR or 1WL Overlap Master</p>	\$47.58	5.90
9-635-1	Specify	Overlap	Rolling	Specify		51.99	6.67

**FINISH:** Aluminum (0), White (1)

#### Cord Draw Super Duty Slimline Accessories

Item Number	Description (inches)	Full Package (each)	Weight (pounds)	Image	Price	Less Pack
9-359-0,1	Adjustable wall bracket 3½-4½ projection	20	2.04	<p>9-359</p>	\$1.84	2.57
9-360-0,1	Ceiling bracket for cord draw track	20	1.25	<p>9-360</p>	1.00	1.40
9-404-1	Double bracket base	10	2.50	<p>9-404</p>	6.89	9.64

**FINISH:** Aluminum (0), White (1)

**NOTE: Must specify when ordering:**

**Draws available:** two-way, one-way left, one-way right

**Fullness:** 100% fullness is standard; specify otherwise

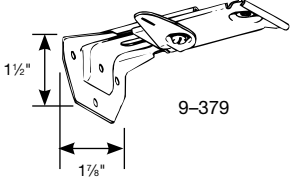
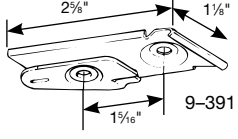
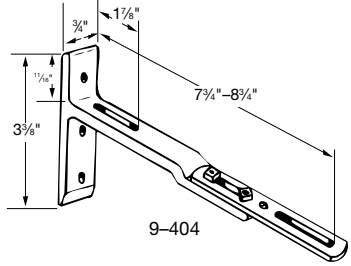
#### Baton Draw Super Duty Slimline

Item Number	Draw	Master Carriers	Carriers	Fullness	Image	Price First 3 Feet	Price Per Foot Over 3 Feet
9-666-0	Specify	Overlap	Specify	Specify	<p>9-666 Series</p> <p>2W Overlap Master</p> <p>1WR or 1WL Overlap Master</p>	\$40.52	4.85
9-666-1	Specify	Overlap	Specify	Specify		43.66	5.34

**FINISH:** Aluminum (0), White (1)

## Commercial

### Pinch Pleat Made-To-Measure Sets (Purchase Brackets Separately)

Baton Draw Super Duty Slimline Accessories						
Item Number	Description (inches)	Full Package (each)	Weight (pounds)	Image	Price	Less Pack
9-379-0,1	3½"-4¼" projection (wall bracket)	20	2.05		\$1.84	2.57
9-391-0,1	Ceiling bracket for baton draw track (9-657, 9-658)	20	1.25		1.00	1.40
9-404-1	Double bracket base	10	2.50		6.89	9.64

**FINISH:** Aluminum (0), White (1)

**NOTE: Must specify when ordering:**

\*120% fullness available with rolling carriers only.

**Draws available:** two-way, one-way left, one-way right

**Fullness available:** 100% fullness is standard; specify otherwise

**Pin setting information** located in general information section, commercial track information.

**NOTE: Horseshoe clips provided on carriers.**

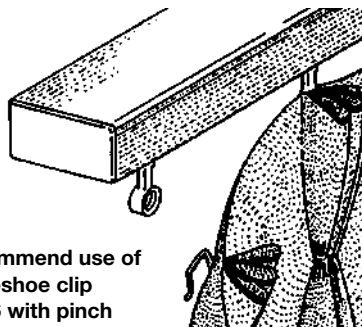

#### Made-To-Measure Slimline Surcharges

Bending charge	\$5.25 per bend
Continuous bend	\$1.00 per foot (\$8.00 minimum charge)
Crating curved rods	\$26.00/crate
Restranging	\$6.00 plus parts
48" batons (33" fiberglass baton standard)	\$1.00 per baton
60" batons (33" fiberglass baton standard)	\$2.00 per baton
Cutting charge	\$1.50 per cut

#### Quality Notes

##### Pinch Pleat

- Traditional pleated drapery look, preferred for original or replacement draperies in residences
- Used institutionally, pinch pleat draperies can bring a measure of homelike warmth to otherwise impersonal surroundings



**Recommend use of horseshoe clip 9-396 with pinch pleat draperies.**

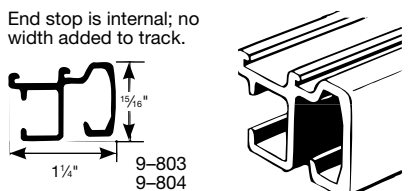
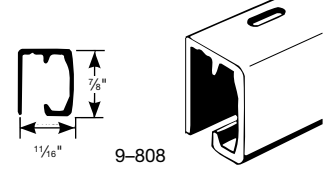
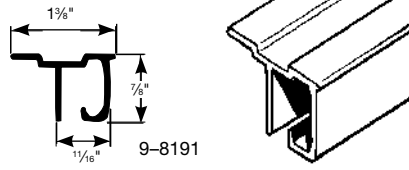
**Horseshoe clip** located in commercial section, rolling swivel carriers for roll pleat, stack pleat, pinch pleat.

Master Carriers	Overlap master only
Connected Carriers	No
Snap Tape or Pleated Tape	4 carriers per foot (average)
Baton Draw	Overlap master only
Drapery Fullness Available	100%
	100% fullness standard, specify otherwise.

**NOTE: Liner cannot be attached to slimline baton draw master carrier.**

## Commercial

### Contrack® Track

Item Number	Description	Full Package (each)	Weight (pounds)	Image	Price Per Foot
9-803-0	Cord traverse for wall or ceiling mount can be curved, 12 feet lengths	192 feet	54.00		\$3.26
		12 feet	3.38		4.04
9-804-0	Cord traverse for wall or ceiling mount can be curved, 16 feet lengths	384 feet	107.98		2.36
		192 feet	54.00		3.26
		16 feet	4.50		4.04
9-808-0 Cubicle	Baton or hand traverse, curve to 12" regular and reverse curve 16 feet length	320 feet	53.00		1.94
		160 feet	26.50		2.63
		16 feet	2.65		3.52
9-808-01 Cubicle	Same as above, 12 feet lengths	240 feet	40.00		1.94
		120 feet	20.00		2.63
		12 feet	2.00		3.52
9-8191-16	Baton traverse, 16 feet lengths Unpunched track, 12" radius curves	512 feet	118.00		1.37
		256 feet	59.00		2.00
		16 feet	3.69		2.84
9-8191-14	Baton traverse, 14 feet lengths Unpunched track, 12" radius curves	448 feet	104.00		1.37
		224 feet	52.00		2.00
		14 feet	3.25		2.84
9-8191-12	Baton traverse, 12 feet lengths Unpunched track, 12" radius curves	384 feet	88.00		1.37
		192 feet	44.00		2.00
		12 feet	2.75		2.84

**FINISH:** Aluminum (0)

#### Surcharges

Bending charge	\$5.25 per bend
Continuous bend	\$1.00 per foot (\$8.00 minimum charge)
Crating curved rods	\$26.00 crate
Multiple draw	\$6.00
Dual masters	\$6.00
48" batons (33" fiberglass baton standard)	\$1.00 per baton
60" batons (33" fiberglass baton standard)	\$2.00 per baton
Cutting charge	\$1.50 per cut

**See commercial section, Contrack made-to-measure sets for made-to-measure sets.**

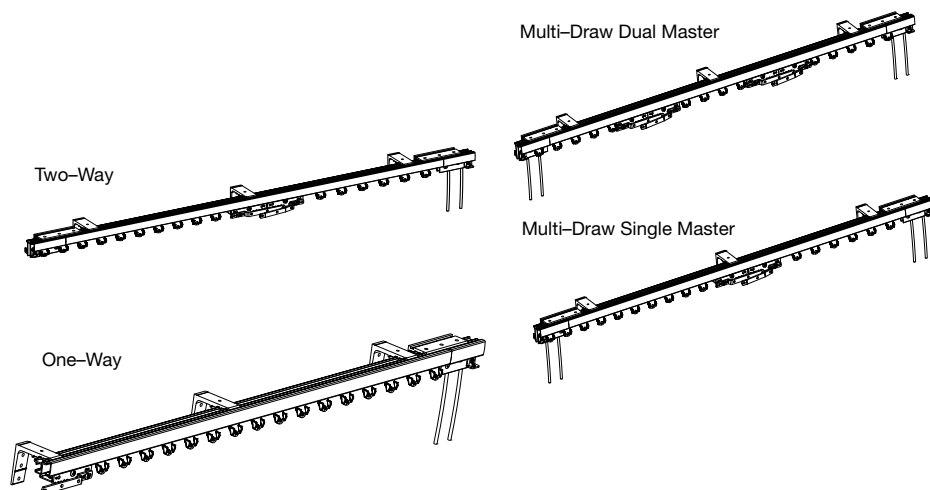
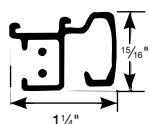
**NOTE:** 9-808 series must use a flat or Phillips head screwdriver for installation.

Need 5000 linear feet to get the color aluminum for 9-8191 track.

#### Quality Notes: 9-804 Applications

##### 9-804 Cord Traverse

- Designed for heavy duty installations
- Features an enclosed channel for free cord operation and ball bearing pulley sets
- The best heavy duty track


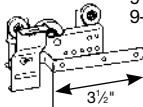

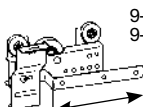
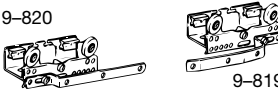




# Commercial

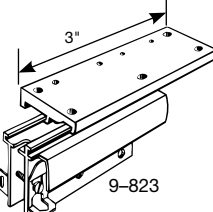

## Contrack® Track

### Contrack® Master Carriers

Item Number	Description	Track Application	Full Package (each)	Weight (pounds)	Image	Price	Less Pack
9-821-0	Adjustable master carrier two-way (assemble in down position)	9-8191, 9-808	10 pair	5.31		\$6.01	8.41
9-822-0	Adjustable master carrier one-way (assemble in down position)	9-8191, 9-808	10	2.75		3.09	4.32
9-824-0	Adjustable master carrier two-way (assemble in up position)	9-8191, 9-808	10 pair	5.19		6.23	8.72
9-831-0	Adjustable master carrier one-way (assemble in up position)	9-8191, 9-808	10	2.04		3.09	4.32
9-819-0	Two-way	9-804	10 pair	5.69		6.73	9.42
9-820-0	One-way master (reversible)	9-804	10	2.85		3.31	4.63

**FINISH:** Zinc Chromate (0)

### Contrack Pulley Sets and Insert Pulleys


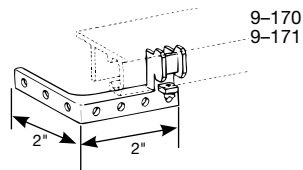
Item Number	Description	Track Application	Full Package (each)	Weight (pounds)	Image	Price	Less Pack
9-823-0	Ball bearing pulley set for track (includes splices)	9-804	10 pair	5.81		\$16.37	22.92
9-826-0	Ball bearing insert pulley	9-804	10	.56		3.75	5.25

**FINISH:** Zinc Chromate/Aluminum (0)

## Commercial

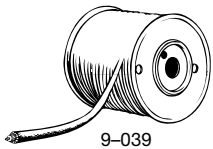
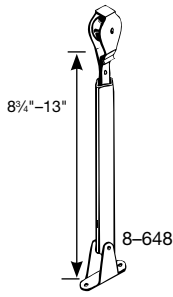
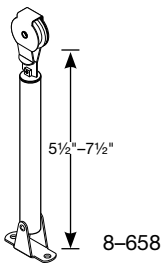
### Contrack® Track

#### Contrack End Stop and Return Extenders

Item Number	Description	Track Application	Full Package (each)	Weight (pounds)	Image	Price	Less Pack
9-165-0	End stop	9-804, 9-808, 9-8191	20 pair	.56	 9-165	\$0.79	1.10
9-170-0	Return per extender for right hand	9-808, 9-8191	50	1.94	 9-170 9-171	0.84	1.18
9-171-0	Return per extender for left hand	9-808, 9-8191	50	1.94		0.84	1.18

**FINISH:** White (1), Zinc Chromate (0)

#### Contrack Cord and Cord Tension Pulley

Item Number	Description	Track Application	Full Package (each)	Weight (pounds)	Image	Price	Less Pack
9-039-1	#5 nylon cord with fiberglass core	9-804	11.13	500 yard	 9-039	\$31.50c	-
8-648-1	Ball bearing metal cord tension pulley, heavy duty—unfinished		100	30.00	 8-648	8.95	-
			10	3.00		9.17	12.83
8-658-1	Cord tension pulley, baked white enamel		10	2.04	 8-658	9.14	12.79

**FINISH:** White (1)

See commercial section, Contrack made-to-measure sets for made-to-measure sets.

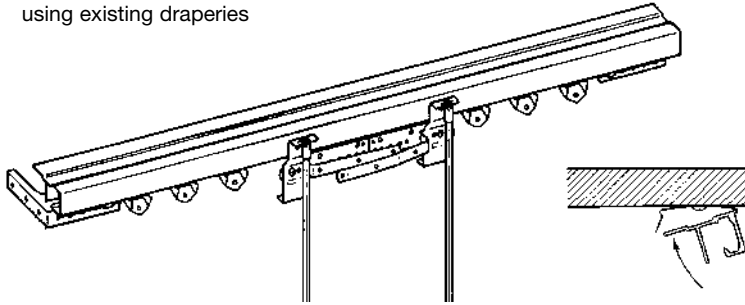
# Commercial

## Contrack® Track

### Quality Notes

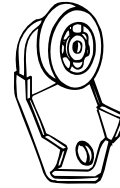
#### Baton Draw Contrack Rod System (9-8191 Track)

- Ideally suited to upgrade drapery hardware system using existing draperies



#### 9-8191 Baton Draw, Ceiling Or Wall Mount, Pinch Pleat

- 9-8191 heavy duty track
- Economical, easy to install
- Ball bearing roller carriers and economy slide
- Carriers available



9-840



9-861

### Contrack® Parts

Item Number	Description	Track Application	Full Package (each)	Weight (pounds)	Image	Price	Less Pack
9-850-1	Splice	9-8191, 9-657	20	1.00		\$1.84	2.57
9-856-0	Splice	9-804	10	1.01		3.18	4.45

**FINISH:** Zinc Chromate (0), White (1)

### Batons—Fiberglass

Item Number	Description (inches)	Track Application	Full Package (each)	Weight (pounds)	Image	Price	Less Pack
8-637-1	33 baton with clip	N/A	500	109.50		\$2.42	-
		N/A	100	21.90		2.63	-
		N/A	20	4.38		2.89	4.04
8-638-1	48 baton with clip	N/A	100	30.00		3.99	-
		N/A	20	6.00		4.46	6.25
8-639-1	60 baton with clip	N/A	100	42.50		5.88	-
		N/A	20	8.50		6.46	9.04


**FINISH:** White (1)

Clip is made of nickel plated steel.

# Commercial

## Contrack® Track

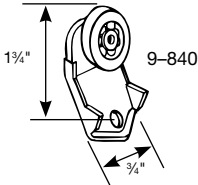
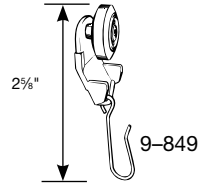
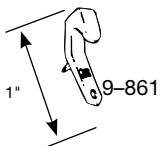
### Batons—Fiberglass

Item Number	Description (inches)	Track Application	Full Package (each)	Weight (pounds)	Image	Price	Less Pack
8-644-1	24 baton with handle (2 per envelope)	N/A	10 envelope	3.50		\$5.99	8.38
8-645-1	36 baton with handle (2 per envelope)	N/A	10 envelope	5.00		8.09	11.32
8-646-1	48 baton with handle (2 per envelope)	N/A	10 envelope	6.65		9.14	12.79

**FINISH:** White (1)

Clip is made of nickel plated steel.

### Contrack Carriers

Item Number	Description	Track Application	Full Package (each)	Weight (pounds)	Image	Price	Less Pack
9-840-1	Ball bearing carrier	9-804, 9-808, 9-8191	10,000	101.00		\$0.35	-
			5000	50.50		0.38	-
			100	1.01		0.43	0.60
9-849-0*	Ball bearing carrier with hook	9-804, 9-808, 9-8191	1000	16.30		0.60	-
			100	1.63		0.77	1.07
9-861-0	Economy slide (White plastic)	9-808, 9-8191, 9-804	10,000	33.80		0.11	-
			1000	3.38		0.12	0.16

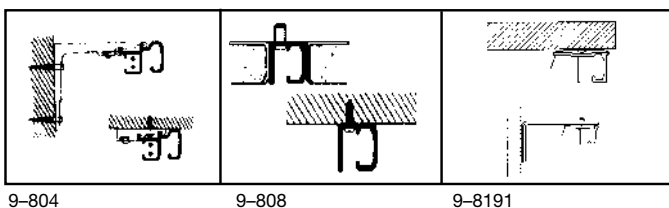
**FINISH:** Zinc Chromate (0), White (1)

**NOTE:** Hook is Zinc Chromate.

See commercial section, Contrack made-to-measure sets for made-to-measure sets.


### Quality Notes

Recommend ball bearing carriers (9-840) for heavy duty applications. For medium and light duty applications, economy slides (9-861) can be used in combination with ball bearing carriers.




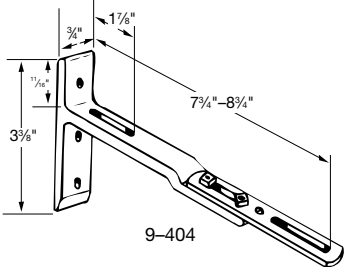
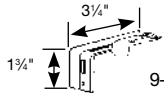
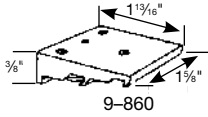
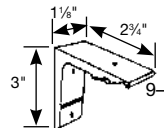
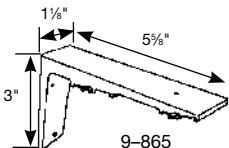
### Batons with Clips (8-637)

- To ensure safety while traversing with batons, the baton handle features a rubber grip



# Commercial

## Contrack® Track

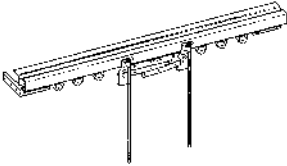
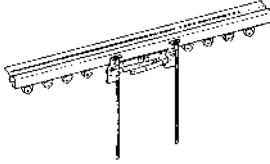

Contrack Mounting Brackets							
Item Number	Description (inches)	Track Application	Full Package (each)	Weight (pounds)	Image	Price	Less Pack
9-955-1	Snap-in ceiling clip	9-8191	100	1.00		\$0.27	0.38
9-404-1	Double bracket base		10	2.50		6.89	9.64
9-956-0	Nut and bolt for snap-in clip, double bracket application		100	1.00		0.09	0.13
9-957-1	3 1/2-4 projection snap-in (wall bracket)	9-8191	20	3.06		1.04	1.46
9-860-0	Ceiling bracket	9-804	10	.56		2.74	3.84
9-862-0	Bracket 3 projection	9-804	10	1.13		3.68	5.15
9-865-0	Double bracket 3 and 6 projection	9-804	10	2.04		7.47	10.45

**FINISH:** Zinc Chromate/Aluminum (0), White (1)

# Commercial

## Contrack® Track

### Contrack Made-To-Measure Sets: Uses 3 Carriers Per Foot

Item Number	Description	Application Carrier	Track	Image	Price First 6 Feet	Price Per Foot Over 6 Feet
9-973-1	Baton draw with return extender	9-840	9-8191	 9-973	\$46.88	6.16
9-974-1	Baton draw	9-840	9-8191	 9-974	46.45	6.16
9-990-0	Heavy duty, cord draw	9-840	9-804	 9-990	67.98	6.65
9-994-0*	Heavy duty, hand draw	9-840	9-808		29.36	4.87

**FINISH:** Aluminum (0), White (1)

**NOTE:** Baton draw sets include 33" baton (8-637).

**Purchase brackets separately.**

Can convert to baton draw w/extra components. Ceiling mount only. No mounting brackets required.

9-804 track can be made multiple draw or dual master.

### Deluxe Cubicle Set with Ball Bearing Carriers (Uses 9-808-0 Track)

Item Number	Description	Price First 6 Feet	Price Per Foot Over 6 Feet
9-999-0	Straight cubicle assembled set, 2 slides per foot 9-849 carriers with hooks	\$34.13	4.87

**FINISH:** Aluminum (0)

**NOTE:** For bending, see quality notes below.

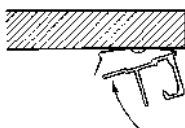
#### Surcharges

Bending charge	.....\$5.25 per bend
Restraining charge	.....\$6.00 plus parts
Continuous bend	.....\$1.00 per foot, (\$8.00 minimum)
Crating charge (for curved rods)	.....\$26.00 per crate
Multiple draw	.....\$6.00
Dual masters	.....\$6.00
48" Batons (33" fiberglass baton standard)	.....\$1.00 per baton
60" Batons (33" fiberglass baton standard)	.....\$2.00 per baton
Cutting Charge	.....\$1.50 per cut

#### Quality Notes

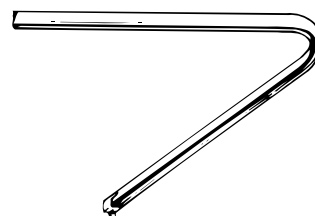
##### Snap-In Clip and Bracket

- Simplifies installation of 9-8191 track
- Track snaps into clips in one easy motion



##### 9-999-0 Deluxe Cubicle Track

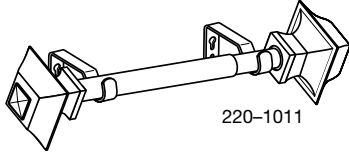
- A continuous piece of track can be formed to a right angle with a 12" radius curve
- Illustrated is a view to ceiling of sections arranged for a standard two-bed cubicle system
- Cubicle track is installed flush to ceiling
- Screws or fasteners are inserted through slotted holes punched in track on 16" centers
- Complete with necessary slides and caps



**FINISH:** Aluminum

**5/8" Decorative Rod Sets, Holdbacks, and Rings**

**Classic Square Rod Sets and Holdbacks: Fixed Bracket**

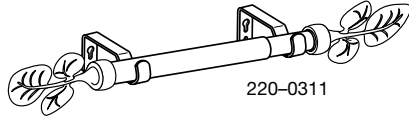
Item Number	Description (inches)	Full Package (each)	Image	Final Dimensions W x H x D (inches)	Price	Optional Retail Price
220-1011-39	28-48	4	 <p>220-1011</p>	1 7/8 x 2 x 2	\$8.00	16.00
220-1021-39	48-84	4			10.50	21.00
220-1031-39	84-120	4			13.00	26.00
280-1011-39	Holdbacks	4 pair		1 3/4 x 1 1/2 x 1 3/4	6.00	12.00

**FINISH:** Black

**Packaging:** Blister with backer card.

Projects 2 7/8"

**Triple Leaves Rod Sets and Holdbacks: Fixed Bracket**

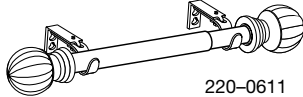
Item Number	Description (inches)	Full Package (each)	Image	Final Dimensions W x H x D (inches)	Price	Optional Retail Price
220-0311-06	28-48	4	 <p>220-0311</p>	3 3/4 x 2 1/4 x 1/4	\$8.00	16.00
220-0321-06	48-84	4			10.50	21.00
220-0331-06	84-120	4			13.00	26.00
280-0311-06	Holdbacks	4 pair		2 1/4 x 3 3/4 x 1/4	6.00	12.00

**FINISH:** Antique Brass

**Packaging:** Blister with backer card

Projects 2 7/8"

**Jefferson Rod Sets and Holdbacks: Adjustable Brackets**

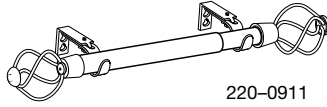
Item Number	Description (inches)	Full Package (each)	Image	Final Dimensions W x H x D (inches)	Price	Optional Retail Price
220-0611-73	28-48	4	 <p>220-0611</p>	2 3/16 x 2 1/16 x 2 1/16	\$10.50	21.00
220-0621-73	48-84	4			13.00	26.00
220-0631-73	84-120	4			15.50	31.00
280-0611-73	Holdbacks	4 pair		1 3/4 x 2 5/16 x 1 3/4	7.00	14.00

**FINISH:** Dark Brown

**Packaging:** Blister with backer card

Project 4 1/4"-6"

**Birdcage Rod Sets and Holdbacks: Adjustable Brackets**

Item Number	Description (inches)	Full Package (each)	Image	Final Dimensions W x H x D (inches)	Price	Optional Retail Price
220-0911-58	28-48	4	 <p>220-0911</p>	3 3/8 x 2 7/16 x 2 7/16	\$10.50	21.00
220-0921-58	48-84	4			13.00	26.00
220-0931-58	84-120	4			15.50	31.00
280-0911-58	Holdbacks	4 pair		2 1/4 x 2 3/8 x 2 1/4	7.00	14.00

**FINISH:** Satin Nickel

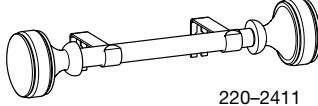
**Packaging:** Blister with backer card

Project 4 1/4"-6"

# Frameworks®

## 5/8" Decorative Rod Sets, Holdbacks, and Rings

### Doorknob Rod Sets and Holdbacks: Adjustable Brackets

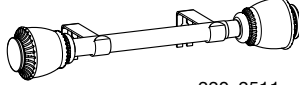
Item Number	Description (inches)	Full Package (each)	Image	Final Dimensions W x H x D (inches)	Price	Optional Retail Price
220-2411-33	28-48	4	 220-2411	2 1/4 x 2 1/4 x 2 1/4	\$10.50	21.00
220-2421-33	48-84	4			13.00	26.00
220-2431-33	84-120	4			15.50	31.00
280-2411-33	Holdbacks	4 pair		1 1/8 x 1 1/8 x 1 1/8	7.00	14.00

**FINISH:** Bronze

**Packaging:** Blister with backer card

Project 4 1/4"-6"

### Classic Urn Rod Sets and Holdbacks: Adjustable Brackets

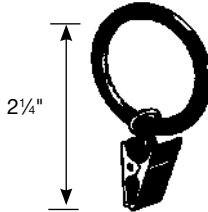
Item Number	Description (inches)	Full Package (each)	Image	Final Dimensions W x H x D (inches)	Price	Optional Retail Price
220-2511-20	28-48	4	 220-2511	2 1/4 x 1 7/8 x 1 7/8	\$10.50	21.00
220-2521-20	48-84	4			13.00	26.00
220-2531-20	84-120	4			15.50	31.00
280-2511-20	Holdbacks	4 pair		1 1/2 x 1 1/8 x 1 1/2	7.00	14.00

**FINISH:** Oil Rubbed Bronze

**Packaging:** Blister with backer card

Project 4 1/4"-6"

### Metal Rings: 1 1/4" OD, 1" ID

Item Number	Description	Full Package (each)	Image	Final Dimensions W x H x D (inches)	Price	Optional Retail Price
220-7221-06	Rings with clips (7/bag) Antique Brass	8	 2 1/4"	N/A	\$3.50	7.00
220-7221-39	Rings with clips (7/bag) Black	8		N/A	3.50	7.00
220-7221-58	Rings with clips (7/bag) Satin Nickel	8		N/A	3.50	7.00
220-7221-73	Rings with clips (7/bag) Brown	8		N/A	3.50	7.00

**NOTE:** Contact your Springs Window Fashions representative for additional information.

Frameworks® items sold in case pack quantities only.

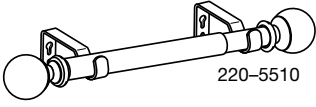
All items are retail packaged.

Additional or replacement brackets and finials not available.



**5/8" Decorative Rod Sets, Holdbacks, and Rings**

**Ball Rod Sets and Holdbacks: Fixed Bracket**

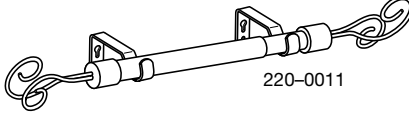
Item Number	Description (inches)	Full Package (each)	Image	Final Dimensions W x H x D (inches)	Price	Optional Retail Price
220-5510-57, 58, 59	28-48	4		2 <sup>3</sup> / <sub>16</sub> x 1 <sup>1</sup> / <sub>4</sub> x 1 <sup>3</sup> / <sub>4</sub>	\$7.00	14.00
220-5520-57, 58, 59	48-84	4			9.50	19.00
220-5530-57, 58, 59	84-120	4			12.00	24.00
280-3000-57, 58, 59	Holdbacks	4 pair		1 <sup>1</sup> / <sub>4</sub> x 2 <sup>3</sup> / <sub>16</sub> x 1 <sup>3</sup> / <sub>4</sub>	5.50	11.00

**FINISH:** Black (57), Satin Nickel (58), Satin Brass (59)

**Packaging:** Bag with header card.

Projects 2<sup>7</sup>/<sub>8</sub>"

**Scroll Rod Sets and Holdbacks: Fixed Bracket**

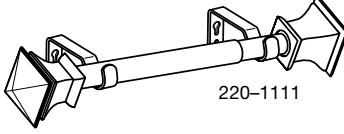
Item Number	Description (inches)	Full Package (each)	Image	Final Dimensions W x H x D (inches)	Price	Optional Retail Price
220-0011-78	28-48	4		4 <sup>1</sup> / <sub>8</sub> x 2 <sup>1</sup> / <sub>4</sub> x 1 <sup>1</sup> / <sub>2</sub>	\$8.00	16.00
220-0021-78	48-84	4			10.50	21.00
220-0031-78	84-120	4			13.00	26.00
280-0011-78	Holdbacks	4 pair		2 <sup>1</sup> / <sub>4</sub> x 4 <sup>1</sup> / <sub>8</sub> x 1 <sup>1</sup> / <sub>2</sub>	6.00	12.00

**FINISH:** Nickel (78)

**Packaging:** Blister with backer card.

Projects 2<sup>7</sup>/<sub>8</sub>"

**Square Rod Sets and Holdbacks: Fixed Bracket**

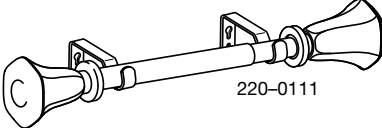
Item Number	Description (inches)	Full Package (each)	Image	Final Dimensions W x H x D (inches)	Price	Optional Retail Price
220-1111-78	28-48	4		1 <sup>1</sup> / <sub>4</sub> x 1 <sup>1</sup> / <sub>2</sub> x 1 <sup>1</sup> / <sub>2</sub>	\$8.00	16.00
220-1121-78	48-84	4			10.50	21.00
220-1131-78	84-120	4			13.00	26.00
280-1111-78	Holdbacks	4 pair		1 <sup>1</sup> / <sub>2</sub> x 1 <sup>3</sup> / <sub>4</sub> x 1 <sup>1</sup> / <sub>2</sub>	6.00	12.00

**FINISH:** Nickel

**Packaging:** Blister with backer card.

Projects 2<sup>7</sup>/<sub>8</sub>"

**Urn Rod Sets and Holdbacks: Fixed Bracket**

Item Number	Description (inches)	Full Package (each)	Image	Final Dimensions W x H x D (inches)	Price	Optional Retail Price
220-0111-32	28-48	4		2 <sup>5</sup> / <sub>8</sub> x 2 x 1 <sup>7</sup> / <sub>8</sub>	\$8.00	16.00
220-0121-32	48-84	4			10.50	21.00
220-0131-32	84-120	4			13.00	26.00
280-0111-32	Holdbacks	4 pair		1 <sup>9</sup> / <sub>16</sub> x 2 <sup>1</sup> / <sub>4</sub> x 1 <sup>11</sup> / <sub>16</sub>	6.00	12.00

**FINISH:** Rustic Antique Brass

**Packaging:** Blister with backer card.

Projects 2<sup>7</sup>/<sub>8</sub>"

## 5/8" Decorative Rod Sets, Holdbacks, and Rings

### Quality Notes

Rods (inches)	Number of Brackets	Number of Rod Sections
28-48	2	2
48-84	3	2
84-120	4	3

Adjustable Bracket	
Fixed Bracket	
Holdback	
Holdback Finial Dimensions	
Rod Finial Dimensions	

# General Information

## How to Order Cut-To-Measure Traverse Rods

### Standard Rod Sets (Single Or Double Combination Rods)

#### Specify:

- Quantity: total quantity of each specific type rod ordered
- Number as listed under rod set illustrations:  
Includes: code, item number, and finish; note that separate numbers are listed for similar sets of heavy duty and regular cut-to-measure rods
- Description: **EXAMPLE:** "heavy duty two-way traverse set"
- Exact width: from outside of bracket to outside of bracket; allowances are made where necessary
- Projection: when choice of projections is offered
- Measurement from rod to floor for cord tension pulley
- Stack and control location

### Curved Rod Sets

#### Specify:

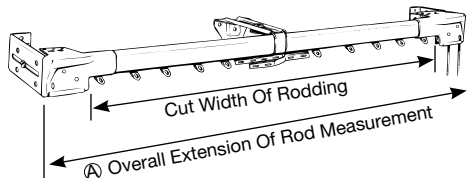
- Quantity: total quantity of each specific type rod ordered
- Number as listed under rod set illustrations: this number includes:  
Includes: code, item number, and finish; note that separate numbers are listed for similar sets of heavy duty cut-to-measure rods
- Description: **EXAMPLE:** "heavy duty bay window set"
- Exact required window measurements as shown in diagram with set listing; Graber® will make allowance for projection specified
- Projection: when choice of projection is offered
- Measurement from rod to floor for cord tension pulley
- Stack and control location

### Cord Tension Pulleys

- Graber 8-655 or 8-658 cord tension pulleys are recommended for all Graber cut-to-measure assembled sets
- For heavier duty applications, use 8-648 metal ball bearing cord tension pulleys

### Figuring Rod Width

- Always give measurement "A" from outside to outside of brackets
- Graber will make necessary allowances



### Cutting Allowance

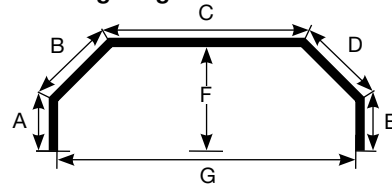
- Cut-to-measure rodding must be cut slightly shorter than the overall rod extension measurement to allow for brackets and pulley housings
- The difference between these measurements is the "cutting allowance"

Custom Rod Cutting Allowance

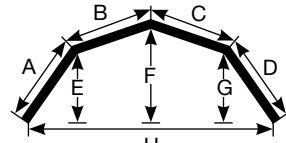
Rod	Assembly	Cutting Allowance (inches)
9-200 Heavy Duty	Two-way draw	3½
	One-way draw	1¾
	Hand draw	—
9-300 Regular Duty	Two-way draw	3½
	One-way draw	1¾
	Hand draw	—
9-400 Oval	With reversible elbows	1½
	Double rod with reversible elbows	3½ inside rod
	With sash bracket 9-409	1½ outside rod
	With spring socket 9-406	¾
	With inside bracket 9-408	5"

Deduct the cutting allowance from the rod width to determine the **cut rod width**. Cutting allowance accommodates pulley housings.

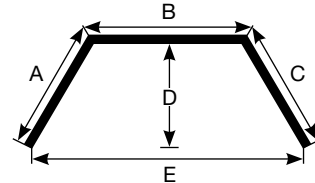
### Measuring Diagrams



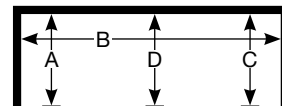
Four Angle



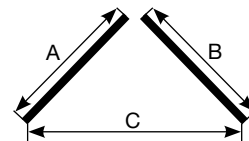
Three Angle



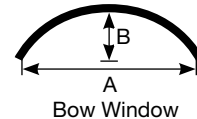
Two Angle



Rectangular

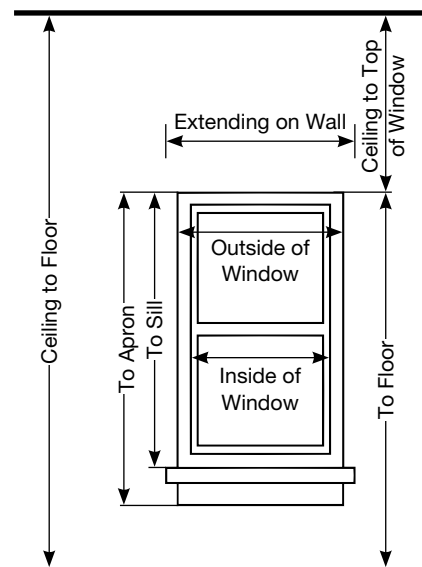


Triangular



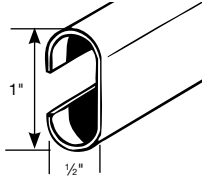
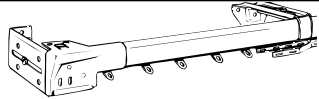
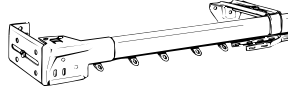
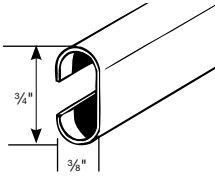


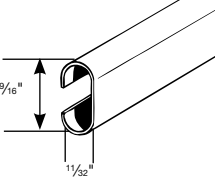
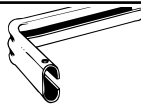
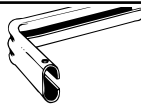
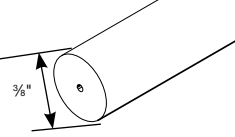


Bow Window

### Measure Plan



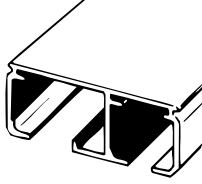

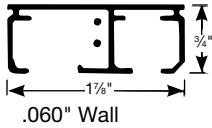
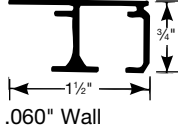
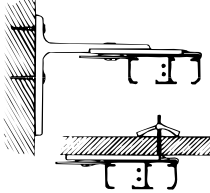
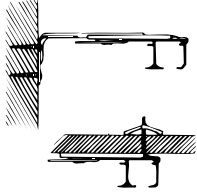
## General Information

### Custom Rod Comparison Chart

Rodding		Description	Finishes/Maximum Fabric Weight (pounds)	Assembled (inches)
Heavy Duty 9-200		<ul style="list-style-type: none"><li>A strong, versatile rodding with a wide choice of companion parts</li><li>Precision formed steel rodding</li><li>Continuous curve to 12" radius</li></ul>	White (1)  One-way operation: 22 Two-way operation: 35	 Bracket Projection <div>2¾-4¼ 5-6½</div>
				 Bracket Projection <div>1⅞-2⅞ 2¾-4¼ 5-6½</div>
Regular Duty 9-300		<ul style="list-style-type: none"><li>A popular general purpose steel rodding for installations of average weight and width</li><li>Features versatility plus economy with a full selection of parts and accessories</li><li>Continuous curve to 12" radius</li></ul>	White (1)  One-way operation: 20 Two-way operation: 35	 Bracket Projection <div>1⅞-2⅞ 2¾-4¼ 5-6½</div>
				 Bracket Projection <div>1⅞-2⅞ 2¾-4¼ 5-6½</div>
Oval Rodding 9-400		<ul style="list-style-type: none"><li>Versatile, rolled, heavy gauge steel for curtain, valance, and cafe rods</li><li>Provides strength without bulk</li><li>Continuous curve to 12" radius</li></ul>	White (1)  Oval Rodding is ideal for window and door treatments. Can be used for shirred curtains, cafe curtains, and valances. Support requirements are determined by weight and width of fabrics used.	 Bracket Projection <div>1⅞-2⅞ 2¾-4¼ 5-6½</div>
				 Bracket Projection <div>1⅞-2⅞ 2¾-4¼ 5-6½</div>
Steel Rodding 9-600		<ul style="list-style-type: none"><li>Sturdy rodding for custom cafe and curtain rod installations</li><li>Lacquered brass finish</li><li>Easy to cut</li></ul>	Brass (8)  Used for hanging cafe curtains and draperies in a variety of styles on different types of windows. Support requirements determined by weight and width of fabrics used.	 Bracket Projection <div>1⅞-2⅞ 2¾-4¼ 5-6½</div>
				 Bracket Projection <div>1⅞-2⅞ 2¾-4¼ 5-6½</div>
Maximum Width 12 feet				

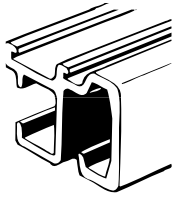
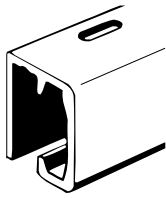
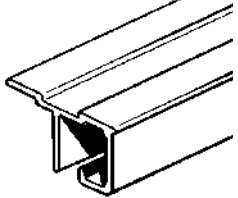
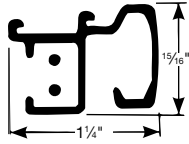
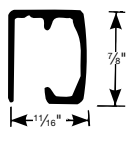
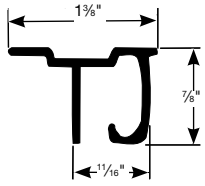
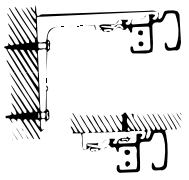
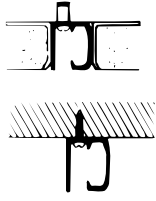
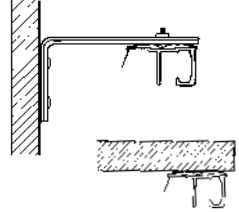
## General Information

### Commercial Track Information

Track Number	9-650 Cord Traverse	9-657 Baton Traverse
Overview	 Super Duty Slimline	 Super Duty Slimline
Cross Section Dimension	 1 1/8" .060" Wall	 1 1/2" .060" Wall
Application and Mounting Detail		
Pinsetting	Wall Mount: 1 3/4" Ceiling Mount: 1 5/8"	Wall Mount: 1 3/4" Ceiling Mount: 1 5/8"
Projections and Bracket Requirements	Projection from 3 1/2"–5 1/2" plus ceiling mount	Projection from 3 1/2"–5 1/2" plus ceiling mount
Maximum Rod Width— Fabric Weight and Weight Rating	Two-way draw— 48 feet–120 pounds One-way draw— 24 feet–60 pounds 2.5 pounds per foot	Two-way draw— 32 feet–60 pounds One-way draw— 16 feet–30 pounds 2 pounds per foot
Finishes	Anodized aluminum or baked white enamel	Anodized aluminum or baked white enamel
Ability to be Curved	<ul style="list-style-type: none"> <li>• Can be curved to any angle greater than 90 degrees using 12" radius</li> <li>• Can be continuously curved</li> <li>• Can reverse bend with limitations.</li> </ul>	<ul style="list-style-type: none"> <li>• Can be curved to any angle using 12" radius</li> <li>• No continuous curve</li> <li>• Can reverse bend with limitations.</li> </ul>
Pleating Systems Available	Roll Pleat Stack Pleat Pinch Pleat	Roll Pleat Stack Pleat Pinch Pleat
Made-to-Measure Assembled Traverse Sets	Made-to-Measure assembled sets are available for all of the above track sections. Refer to pages listing specific track series.	

## General Information

### Commercial Track Information

Track Number	9-804 Cord Traverse	9-808 Hand Traverse Track (direct mount only)	9-8191 Baton Traverse
Overview	 Contrack®	 Contrack	 Contrack
Cross Section Dimension			
Application and Mounting Detail			
Pinsetting	Wall Mount: 1 1/2" Ceiling Mount: 1 1/4"	Ceiling Mount: 1 1/4"	Wall Mount: 1 1/2" Ceiling Mount: 1 1/4"
Projections and Bracket Requirements	48" apart except at ends—then 24" and 48" apart over balance. Five projection ranges from 3/4" to 5", plus ceiling mount bracket.	Track punched 16" on center for direct to ceiling mount with screws; recommended spacing of supports is 4 foot for suspended cubicle installations	9-957—wall brackets 9-955—ceiling brackets
Maximum Rod Width— Fabric Weight and Weight Rating	Two-way draw— 42 feet–210 pounds One-way draw— 28 feet–140 pounds Multiple draw— 84 feet–420 pounds 5 pounds per foot	Two-way draw— 48 feet–240 pounds One-way draw— 24 feet–120 pounds 5 pounds per foot	Two-way draw— 48 feet–240 pounds One-way draw— 24 feet–120 pounds 5 pounds per foot
Finishes	Extruded 6063-T5 Anodized Satin-Finish Aluminum. Aluminum Assn. Spec. No. AA-C22A21	Extruded 6063-T5 Anodized Satin-Finish Aluminum. Aluminum Assn. Spec. No. AA-C22A21	Extruded 6063-T5 Aluminum Assn. Spec. No. AA-C22A21 with bright white painted finish
Ability to be Curved	<ul style="list-style-type: none"> <li>Continuous curve or any angle bend on 12" radius; maximum 90°</li> <li>No reverse curve</li> </ul>	<ul style="list-style-type: none"> <li>12" radius regular and reverse curves</li> <li>Ideal for ceiling mounted cubicle systems</li> <li>Can be continuous curved</li> </ul>	<ul style="list-style-type: none"> <li>Can bend to any angle using 12" radius</li> <li>No continuous curve</li> <li>Can reverse curve with limitations</li> </ul>
Pleating Systems Available	Pinch Pleat	Pinch Pleat	Pinch Pleat

# General Information

## Made-To-Measure Rods—Specifications

### Heavy Duty (9-200)

**Two-way** 9-200 track using 9-213 pulley set with 9-105 masters, 9-346 slides (4 per foot), 9-041 #4 traverse cord, 8-655 tension pulley, 9-231 center support, and 9-125 end brackets. Cutting allowance for two-way 3½".

**One-way left/one-way right** 9-200 track using 9-213 pulley set and 9-212 end pulley with 9-108 master, 9-346 slides (4 per foot), 9-041 #4 traverse cord, 8-655 tension pulley, 9-231 end support, also used as center supports on longer rods, one 9-125 bracket. Cutting allowance for one-way 1¼".

### Regular Duty (9-300)

**Two-way** 9-300 track using 9-313 pulley set with 9-310 masters, 9-346 slides (4 per foot), 9-043 #4 traverse cord, 8-655 tension pulley, 9-332 center support, and 9-125 end brackets. Cutting allowance for two-way 3½".

**One-way left/one-way right** 9-300 track using 9-313 pulley set and 9-316 end pulley with 9-312 master, 9-346 slides (4 per foot), 9-043 #3¼ traverse cord, 8-655 tension pulley, 9-332 end support, also used as center support on longer rods, one 9-125 end bracket. Cutting allowance for one-way 1¼".

### Slimline Super Duty

**Two-way super duty** 9-650 track using 9-350 and 9-351 pulley with 9-356 and 9-357 butt masters, or 9-355 and 9-354 overlap masters, 9-383 and 9-345 snap carriers, or connected carriers of specified fullness, 9-041 #4 traverse cord, 8-655 tension pulley. Brackets purchased separately. Cutting allowance for two-way 5".

**One-way left/one-way right super duty** 9-650 track using 9-351 (9-350 one-way right) pulley and 9-353 end pulley with 9-356 (9-357 one-way right) butt master or 9-354 (9-348 one-way right) overlap master, 9-383 with 9-345 swivel snap pendants or connected carriers of specified fullness, 9-041 #4 traverse cord, 8-655 tension pulley. Brackets purchased separately. 2½" cut allowance.

**Baton draw super duty** 9-657 track using 9-386 end caps with 9-387 and 9-388 overlap masters, 9-383 with 9-345 snap pendant, or connected carriers of specified fullness, 8-637 baton. Brackets purchased separately. ¼" cut allowance.

### Contrack®

**Two-way** 9-804 track using 9-823 pulley set with 9-819 masters, 9-840 ball bearing carriers, 9-039 #5 traverse cord, 8-648 tension pulley. Brackets purchased separately. 6" cut allowance.

**One-way left/one-way right** 9-804 track using 9-823 pulley set, 9-826 insert pulley with 9-820 master, 9-840 ball bearing carriers, 9-039 #5 traverse cord, 8-648 tension pulley. Brackets purchased separately. Cutting allowance 3".

**Two-way baton draw** 9-8191 track using the 9-165 end stop with the 9-821 overlap masters, 9-840 ball bearing carriers, 8-635 baton. Brackets purchased separately. Cutting allowance: 0".

**Two-way baton draw with returns** 9-8191 track using the return/extendors 9-170 (right) and/or 9-171 (left) with the 9-821 overlap masters, 9-840 ball bearing carriers, 8-635 baton. Brackets purchased separately. Cutting allowance: 0".

**One-way baton draw** 9-8191 track using the 9-165 end stop with the 9-822 overlap master, 9-840 ball bearing carriers, 8-635 baton. Brackets purchased separately. Cutting allowance: 0".

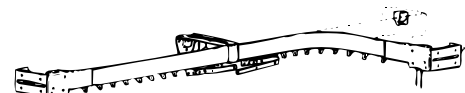
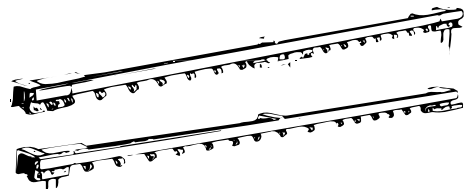
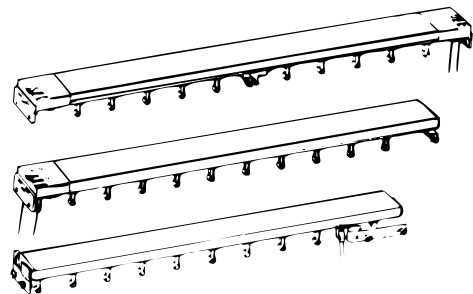
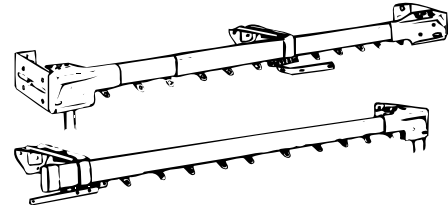
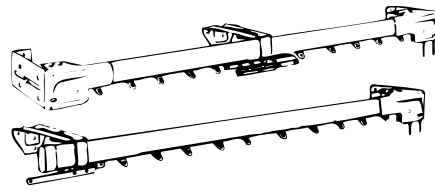
**One-way baton draw with returns** 9-8191 track using the return/extendors 9-170 (right) and/or 9-171 (left) with the 9-822 overlap masters, 9-840 ball bearing carriers, 8-635 baton. Brackets purchased separately. Cutting allowance: 0".

**Cubicle** 9-808 track using the 9-165 end stop and the 9-849 ball bearing carrier with hook. Brackets not available. Cutting allowance: 0".

### Flex Rod

**Two-way** cut allowance 3¼".

**One-way** cut allowance 1⅝".

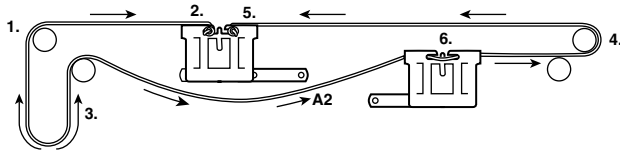


# General Information

## Restringing and Cord Diagrams

### Restringing a Traverse Rod

1. Determine the length of new cord needed. Measure the rod width and cord drop and add together. Double that number to get the cord length.

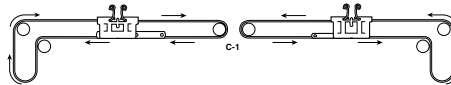
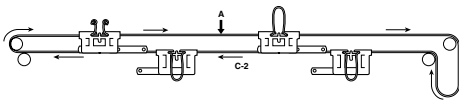


2. Feed cord end up through pulley housing at position 1 and lock off (tie off) on the overlap master carrier position 2.
3. Take other end of cord and feed up through and around end pulley 3. Pull across rod and around end pulley 4 back to overlap master carrier position 5. Determine final cord length. Tie off cord at position 5 and cut away excess cord.
4. Center master slides. Take the top cord and secure at position 6 on the underlap master carrier.
5. For a one way rod the underlap master carrier is not used. All other steps remain the same.

### Cord Diagrams For Special Application Traverse Rods

Double Master Carriers

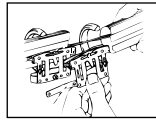
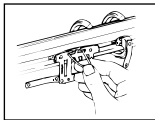
Double Insert Pulleys—Multiple Draw



### Converting a Traverse Rod To One-Way Draw

For decorative and super heavy duty traverse rods.

1. **Determine number of slides required.** Count the number of pleats in the drapery panel and subtract two.
2. **Pull rod sections apart.** First pull the cord loop out of the left master carrier locking tab. Pull the inner and outer rod sections apart and remove the left master carrier.

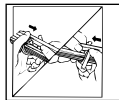



3. **Remove any excess slides.**

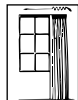
4. **To stack draperies to the right:**

- A. Remove slides from the left side. Place all slides to the right of the master carrier.

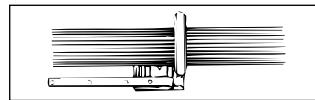
Standard  
Traverse



Decorative  
Traverse



Right  
Stack



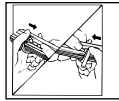

Arm left to stack right.

- B. Remove the master carrier overlap arm and reattach it to the last hole on the left.

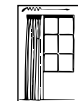
5. **To stack draperies to the left:**

- A. Remove slides from right side. Place all slides to the left of the master carrier.

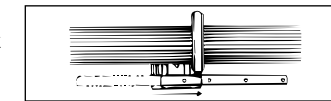
Standard  
Traverse



Decorative  
Traverse



Left  
Stack



Rotate arm right to stack left.

- B. Remove the master carrier overlap arm. Rotate it to the left and reattach it.

6. **Telescope rod sections together.**



## General Information

### Drapery Hardware Metric Conversion Chart

Inches	Millimeters
1/8	3
1/4	6
3/8	10
1/2	13
5/8	16
3/4	19
7/8	22
1	25
1 1/8	29
1 1/4	32
1 3/8	35
1 1/2	38
1 5/8	41
1 3/4	44
1 7/8	48
2	51
2 1/2	63
3	76
3 1/2	89
4	102
4 1/2	114
5	127
5 1/2	140
6	152
6 1/2	165
7	178
7 1/2	191
8	203
9	229
10	254
11	279
12	305

Item Width	Centimeters
6-11	15-28
7-11 1/2	18-29
8-11	20-28
11-18	28-46
11 1/2-20	29-51
12-21	30-53
14-24	36-61
16-24	41-61
18-28	46-71
18-46	46-117
20-36	51-91
21-38	53-97
22-36	56-91
24-36	61-91
28-40	71-102
28-48	71-122
30-48	76-122
36-60	91-152
36-63	91-160
38-66	97-168
40-86	102-218
48-84	122-213
60-156	152-396
66-120	168-305
84-120	213-305
84-144	213-366
84-156	213-396
100-180	254-457
130-240	330-610
156-228	396-579
228-312	579-792

The International System of Units (Système International, SI) is the modernized version of the metric system, established by international agreement to provide a logical and interconnected framework for all the measurements in science, industry, and commerce.

#### Linear Conversion:

10 millimeters (mm) = 1 centimeter (cm)  
 10 centimeters (cm) = 1 decimeter (dm)  
 10 decimeters (dm) = 1 meter (m)  
 1 inch (in) = 2.54 centimeters (cm)

# General Information

## Bracket Guide

### Bracket Spacing—Rod Width

The number of brackets and center supports used is directly related to the type of rod used, the width of the rod, and stackback requirements.

### Stackback

To allow as much light as possible and give an unobstructed view, draperies ordinarily stack outside the glass area of the window. Add the stackback to the glass width to get the rod width. For two-way draw rods, divide stackback by two and install brackets this distance on each side of glass.

The amount of stacking space needed will vary depending on the thickness of the fabrics being used, and the fullness at which they are sold. The following formula should be used only as a guideline:

To determine your rod bracket to bracket measurement that allows the drapery to stack off the window:

1. Measure the width of the areas to be cleared.
2. Multiply that number by 1.5.
3. The resulting number is your new rod bracket to bracket. Add the appropriate overlaps and returns for your finished drapery width.

**EXAMPLE:** Area to be cleared is 72"

Multiply 72 by 1.5 = 108. This is your rod width to stack the draperies off the window.

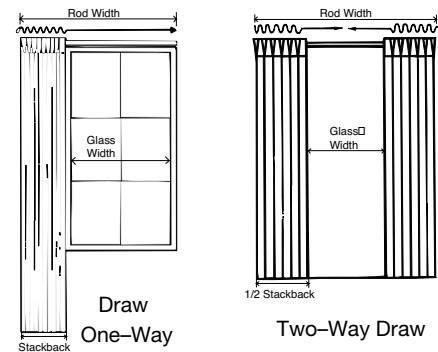
Add returns and overlap for your finished width.

### Clearance

Allow for both side clearance and front clearance when installing over another treatment. This allows for operation of the undertreatment.

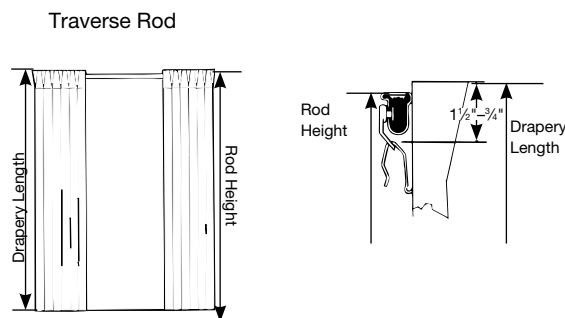
### Pole Set Mounting

Pole sets or wood poles typically extend beyond the window frame 6–18". Place center supports equidistant between end brackets.



### Bracket Height—Drapery Length

Brackets are typically mounted so that the top of the draperies are 4" above the glass. Allow  $\frac{1}{4}$ "– $\frac{5}{8}$ " for clearing window sill or floor. The relationship between the drapery length and the installed rod height depends on the type and size of the rod. Decorative traverse rods and wood poles are designed so that the drapery heading hangs below the rod.



### Top Screw Position—Bracket Allowance

Knowing the drapery length (and bottom clearance) and the bracket allowance makes it easy to determine where to mount the brackets to get the proper rod height. The bracket allowance is the distance from the top screw of the bracket to the drapery heading. This dimension is given for many of the Graber® brackets in the quality notes of the appropriate rod category. Contact Graber customer service if you can't find the information you need.

## General Information

### Sales and Merchandising Aids

More detailed information is available through Graber® customer service or your Graber sales representative.

#### Sample Kits And Cases

Part Number	Description	Price
4-018-1	Arch Rod Sample Kit	\$3.10
9-932-04	Flex Rod 24" Sample Rod	10.10

# General Information

## Glossary

### A

**Adjusted Starting Point**—Place from which you measure the finished length. When heading starts below or above rod, measure from bottom of cafe ring.

**Apron**—Space below window extending to floor.

### B

**Baton**—A rod or wand used to hand draw traverse draperies.

**Bias Cut**—Diagonal direction (45 degrees) of the fabric

**Bracket**—Metal or wood piece attached to the wall or casing to support a drapery or curtain rod.

**Box Pleat**—A fold of cloth sewn into place to create fullness in a drapery. Box pleats are evenly spaced and stitched.

**Buckram**—Stiff material used to make drapery heading. A 4" width is common. Also called crinoline.

### C

**Cafe Rod**—A decorative rod used to mount cafe curtains that do not have a rod pocket. Cafe rods are meant to be seen and add an additional decorative touch.

**Canopy**—Created by sewing two pockets into fabric panels; rod with a small projection inserted at the top of the panel and rod with a larger projection inserted at the bottom.

**Casing (Window)**—Wooden frame around a window.

**Center Draw**—One pair of draperies which opens and closes exactly at a window's center point.

**Center Support**—Used to support a rod or pole to prevent it from sagging in the middle. Does not interfere with rod operation.

**Clearance**—Distance from wall to back of rod.

**Cornice**—A shallow, box-like structure, usually made of wood, fastened across the top of a window to conceal the drapery hardware.

**Crinoline**—Stiffening material similar to buckram used in drapery headings.

**Custom-Made Draperies**—Draperies made to order in a workroom or decorator shop.

### D

**Draw Draperies**—Panels of fabric featuring pleated headings.

### E

**Ease**—Allowance added to finished drapery width to allow panels to traverse easily. General rule is ½" per panel on two-way rod. Also called "Give".

**End Bracket**—The two supporting metal grips which hold a drapery rod to the wall or ceiling. They control the amount of projection.

### F

**Finial**—Decorative end piece on cafe rods or decorative traverse rods.

**Finished Length**—The distance from the finished top edge to the finished bottom edge of drapery panel. Includes allowances for poufs, rod take-up, etc.

**Finished Width**—The bracket to bracket width plus returns and overlaps.

**Fullness**—The ratio of the total fabric used less allowances for side hems and seams to the finished width of a drapery. The fuller the drapery, the smaller the spaces between each pleat.

### G

**Give**—See "Ease".

### H

**Heading**—The hemmed, usually stiffened, portion across the top of a curtain or drapery.

**Holdback**—A decorative piece of hardware that holds draperies to each side of the window.

### J

**Jamb**—Inside frame of a door or window.

### L

**Lining**—A fabric backing for a drapery.

**Lambrequin**—A cornice that frames a window on the top and at the sides.

### M

**Master Carrier**—The lead carriages in center of rod when draperies are closed.

**Multiple Draw Rod**—Traverse rod that allows each panel of a pair of draperies to be drawn independently.

### O

**One-Way Draw**—Drapery designed to draw one way only, in one panel.

**Overlap**—The part of a pair of drapery panels which rides the master carrier of a traverse rod and overlaps in the center when draperies are drawn. Usually 3½" on each side.

### P

**Panel**—One half of a pair of draperies or curtains.

**Pin-On Hook**—A metal pin to fasten draperies to a rod. It pins into drapery pleat and hooks to traverse carrier or cafe rod.

**Pinch Pleats**—A drapery heading where the basic pleat is divided into two or three smaller, equal pleats, sewn together at the bottom edge on the right side of the fabric.

**Pin Setting**—The distance between the top of the pleat and the top of the pin.

**Pleat**—A fold of cloth sewn into place to create fullness.

**Pleater Tape**—Pocketed heading material designed to be used with pleating hooks.

**Projection**—Distance from wall to front of rod.

### R

**Ready-Mades**—Standard size draperies, factory-made and available at stores or through mail order sources.

**Repeat**—The space from one design motif to the next one on a patterned fabric.

**Return**—The distance from the face of the rod to the wall or casing where the bracket is attached. Amount of drapery that covers space between rod and wall.

**Rod Cut Width**—Equals the center to center spacing of end brackets mounting screws.

**Rod Height**—Distance from floor, sill, or apron to top of rod.

**Rod Pocket**—Fabric sleeve through which rod is shirred.

**Rod Width (Traverse Rod)**—Measured from outside, bracket to bracket.

**Roll Pleat**—A soft, rounded, pleating pattern that has equal beauty in the room or street side. See slimline hardware systems.

### S

**Sash Curtain**—Sheer material hung close to the window glass. Usually hung from spring tension rods or sash rods mounted inside the window casing.

**Sash Rod**—A small rod, either decorative or plain, usually mounted inside a window frame on the sash.

**Scalloped Heading**—A popular top treatment for cafe curtains featuring semi-circular spaces between curtain rings.

**Sconce**—Architectural style decorative bracket generally used to create simple swag treatments.

**Sill**—The horizontal "ledge-like" portion of a window casing.

**Slides**—Small runners installed in a traverse rod which hold a drapery pin or hook.

**Stackback**—The space required for draperies to clear the glass when they are completely opened. General rule is to add ⅓ of window width to allow for stackback.

**Stack Pleat**—An accordion-like pleat that has an equal beauty in the room or street side.

**Starting Point**—Point from which you begin measuring finished length.

**Swag**—Section of draped fabric used above a traditional window treatment.

### T

**Take-Up**—Distance the drapery is shortened when shirred through a rod pocket. Equal to thickness of rod. Added to finished length.

**Tension Pulley**—Pulley attachment through which the traverse cords move with continuous smooth operation when drapery is drawn. Mounted on baseboard, casing or wall, on one or both sides.

**Tiebacks (Holdbacks)**—Designed to hold draperies back from the window to allow light passage or add an additional decorative touch.

**Total Width**—The finished width times the fullness plus allowances for side hems.

**Traverse**—To draw across. A traverse drapery is one that opens or closes across a window by means of the traverse rod from which it is hung.

**Two-Way Draw**—Drapery designed to draw two ways from center, in two panels.

### V

**Valance**—Horizontal decorative fabric treatment used at the top of draperies to screen hardware and cords.

### W

**Weights**—Lead weights are sewn in at the vertical seams and each corner of drapery panel. Chain weights are strung in a line along the bottom hemline of sheers, to ensure an even hemline and straight hanging.

# General Information

## Numerical Listing

Drapery Hardware Item #	Description	Page
0-002	12 Foot Flex Rod	6
0-4009	Heavy Duty Traverse Rod 38"-66"	51
0-401	Heavy Duty Two-Way Traverse Rod 30"-48"	8
0-4019	Heavy Duty Two-Way Traverse Rod 30"-48" Bulk	51
0-402	Heavy Duty Two-Way Traverse Rod 48"-84"	8
0-4029	Heavy Duty Two-Way Traverse Rod 48"-84" Bulk	51
0-403	Heavy Duty Two-Way Traverse Rod 66"-120"	8
0-4039	Heavy Duty Two-Way Traverse Rod 66"-120" Bulk	51
0-404	Heavy Duty Two-Way Traverse Rod 84"-156"	8
0-4049	Heavy Duty Two-Way Traverse Rod 84"-156" Bulk	51
0-405	Heavy Duty Two-Way Traverse Rod 120"-228"	8
0-599	Super Heavy Duty Two-Way Traverse Rod 38"-66"	6
0-601	Super Heavy Duty Two-Way Traverse Rod 30"-48"	6
0-6019	Super Heavy Duty Two-Way Traverse Rod 30"-48" Bulk	51
0-602	Super Heavy Duty Two-Way Traverse Rod 48"-84"	6
0-6029	Super Heavy Duty Two-Way Traverse Rod 48"-84" Bulk	51
0-603	Super Heavy Duty Two-Way Traverse Rod 66"-120"	6
0-6039	Super Heavy Duty Two-Way Traverse Rod 66"-120" Bulk	51
0-604	Super Heavy Duty Two-Way Traverse Rod 84"-156"	6
0-6049	Super Heavy Duty Two-Way Traverse Rod 84"-156" Bulk	51
0-6052	Super Heavy Duty Two-Way Traverse Rod 120"-228" (2 piece)	6
0-6059	Super Heavy Duty Two-Way Traverse Rod 120"-228" (2 piece)	51
0-606	Super Heavy Duty Two-Way Traverse Rod 228"-312" (3 piece)	6
0-611	Super Heavy Duty Traverse and Plain Rod 30"-48"	6
0-612	Super Heavy Duty Traverse and Plain Rod 48"-84"	6
0-614	Super Heavy Duty Traverse and Plain Rod 84"-156"	6
0-621	Super Heavy Duty Double Traverse Rod 30"-48"	7
0-622	Super Heavy Duty Double Traverse Rod 48"-84"	7
0-623	Super Heavy Duty Double Traverse Rod 66"-120"	7
0-624	Super Heavy Duty Double Traverse Rod 84"-156"	7
0-625	Super Heavy Duty Double Traverse Rod 120"-228"	7
0-649	Super Heavy Duty One-Way Left Traverse Rod 38"-66"	7
0-651	Super Heavy Duty One-Way Left Traverse Rod 30"-48"	7
0-6519	Super Heavy Duty One-Way Left Traverse Rod 30"-48" Bulk	51
0-652	Super Heavy Duty One-Way Left Traverse Rod 48"-84"	7
0-6529	Super Heavy Duty One-Way Left Traverse Rod 48"-84" Bulk	51
0-653	Super Heavy Duty One-Way Left Traverse Rod 66"-120"	7
0-6539	Super Heavy Duty One-Way Left Traverse Rod 66"-120" Bulk	51
0-654	Super Heavy Duty One-Way Left Traverse Rod 84"-156"	7
0-659	Super Heavy Duty One-Way Right Traverse Rod 38"-66"	7
0-661	Super Heavy Duty One-Way Right Traverse Rod 30"-48"	7
0-6619	Super Heavy Duty One-Way Right Traverse Rod 30"-48" Bulk	51
0-662	Super Heavy Duty One-Way Right Traverse Rod 48"-84"	7
0-6629	Super Heavy Duty One-Way Right Traverse Rod 48"-84" Bulk	51
0-663	Super Heavy Duty One-Way Right Traverse Rod 66"-120"	7
0-6639	Super Heavy Duty One-Way Right Traverse Rod 66"-120" Bulk	51
0-664	Super Heavy Duty One-Way Right Traverse Rod 84"-156"	7
0-701	Regular Duty Two-Way Traverse Rod 28"-48"	9
0-702	Regular Duty Two-Way Traverse Rod 48"-84"	9
0-703	Regular Duty Two-Way Traverse Rod 66"-120"	9

Drapery Hardware Item #	Description	Page
0-704	Regular Duty Two-Way Traverse Rod 84"-156"	9
0-751	Regular Duty One-Way Convertible Traverse Rod 28"-48"	9
0-752	Regular Duty One-Way Convertible Traverse Rod 48"-84"	9
0-753	Regular Duty One-Way Convertible Traverse Rod 66"-120"	9
0-781	Traverse Sheer Rod Kit 28"-48"	10
0-782	Traverse Sheer Rod Kit 48"-84"	10
0-783	Traverse Sheer Rod Kit 66"-120"	10
0-784	Traverse Sheer Rod Kit 84"-156"	10
0-803	Double Traverse Rod Kit	10
0-804	Traverse Sheer Rod Brackets	10, 41
0-808	Projection Bracket 5¼"-6½"	10
0-809	Support Projection Bracket 5"-6½"	10
2-365	Cafe Bracket ¾" Projects 2¼"-3¾"	14
2-385	Cafe Bracket ½" Projects 2¼"-3¾"	14
2-461	¾" Tradition Cafe 28"-48"	14
2-462	¾" Tradition Cafe 48"-84"	14
2-463	¾" Tradition Cafe 84"-120"	14
2-480	¾" Tradition Cafe 18"-28"	14
2-481	¾" Tradition Cafe 28"-48"	14
2-482	¾" Tradition Cafe 48"-84"	14
2-483	¾" Tradition Cafe 84"-120"	14
2-485	Cafe Bracket ½" Projects 1¼"	14
2-661	¾" Round Spring Tension Rod 28"-48"	15
2-662	¾" Round Spring Tension Rod 48"-80"	15
2-678	¾" Round Spring Tension Rod 8"-11"	15
2-679	¾" Round Spring Tension Rod 11"-18"	15
2-680	¾" Round Spring Tension Rod 18"-28"	15
2-681	¾" Round Spring Tension Rod 28"-48"	15
2-693	1" Designer Spring Tension Rod 42"-72"	15
2-695	1" Shower Spring Tension Rod 84"-120"	15
2-870	Oval Spring Tension Rod 16"-24"	15
2-871	Oval Spring Tension Rod 22"-36"	15
2-872	Oval Spring Tension Rod 36"-60"	15
2-873	Oval Spring Tension Rod 48"-84"	15
2-980	¾" Round Sash Cafe 18"-28"	16
2-981	¾" Round Sash Cafe 28"-48"	16
2-982	¾" Round Sash Cafe 48"-84"	16
2-985	Sash Bracket	16
220-0011	⅝" Decorative Scroll Rod Set 28"-48"	79
220-0021	⅝" Decorative Scroll Rod Set 48"-84"	79
220-0031	⅝" Decorative Scroll Rod Set 84"-120"	79
220-0111	⅝" Decorative Urn Rod Set 28"-48"	79
220-0121	⅝" Decorative Urn Rod Set 48"-84"	79
220-0131	⅝" Decorative Urn Rod Set 84"-120"	79
220-0311	⅝" Decorative Triple Leaves Rod Set 28"-48"	80
220-0321	⅝" Decorative Triple Leaves Rod Set 48"-84"	80
220-0331	⅝" Decorative Triple Leaves Rod Set 84"-120"	80
220-0611	⅝" Decorative Jefferson Rod Set 28"-48"	80
220-0621	⅝" Decorative Jefferson Rod Set 48"-84"	80
220-0631	⅝" Decorative Jefferson Rod Set 84"-120"	80
220-0911	⅝" Decorative Birdcage Rod Set 28"-48"	80
220-0921	⅝" Decorative Birdcage Rod Set 48"-84"	80
220-0931	⅝" Decorative Birdcage Rod Set 84"-120"	80
220-1011	⅝" Decorative Classic Square Rod Set 28"-48"	80
220-1021	⅝" Decorative Classic Square Rod Set 48"-84"	80
220-1031	⅝" Decorative Classic Square Rod Set 84"-120"	80
220-1111	⅝" Decorative Square Rod Set 28"-48"	79
220-1121	⅝" Decorative Square Rod Set 48"-84"	79
220-1131	⅝" Decorative Square Rod Set 84"-120"	79
220-2411	⅝" Decorative Doorknob Rod Set 28"-48"	81
220-2421	⅝" Decorative Doorknob Rod Set 48"-84"	81
220-2431	⅝" Decorative Doorknob Rod Set 84"-120"	81

# General Information

## Numerical Listing

Drapery Hardware Item #	Description	Page
220-2511	5/8" Decorative Classic Urn Rod Set 28-48"	81
220-2521	5/8" Decorative Classic Urn Rod Set 48-84"	81
220-2531	5/8" Decorative Classic Urn Rod Set 84-120"	81
220-5510	5/8" Decorative Ball Rod Set 28-48"	79
220-5520	5/8" Decorative Ball Rod Set 48-84"	79
220-5530	5/8" Decorative Ball Rod Set 84-120"	79
220-7221	Metal Rings with Clips	81
280-0011	5/8" Decorative Scroll Holdbacks	79
280-0111	5/8" Decorative Urn Holdbacks	79
280-0311	5/8" Decorative Triple Leaves Holdbacks	80
280-0611	5/8" Decorative Jefferson Holdbacks	80
280-0911	5/8" Decorative Birdcage Holdbacks	80
280-1011	5/8" Decorative Classic Square Holdbacks	80
280-1111	5/8" Decorative Square Holdbacks	79
280-2411	5/8" Decorative Doorknob Holdbacks	81
280-2511	5/8" Decorative Classic Urn Holdbacks	81
280-3000	5/8" Decorative Ball Holdbacks	79
4-022	Crystal Clear™ Arch Rod 28-40"	17
4-023	Crystal Clear Arch Rod 40-86"	17
4-024	Specialty Window Hardware Kit up to 46"	17
4-0241	Specialty Window Hardware Kit up to 92"	17
4-122	Single Crystal Clear Curtain Rod 28-48" Projects 2 1/2"	17
4-123	Single Crystal Clear Curtain Rod 48-84" Projects 2 1/2"	17
4-212	Single Lock-Seam Curtain Rod 28-48" Projects 1 1/2"	19
4-213	Single Lock-Seam Curtain Rod 48-84" Projects 1 1/2"	19
4-221	Single Lock-Seam Curtain Rod 18-28" Projects 2 1/2"	19
4-222	Single Lock-Seam Curtain Rod 28-48" Projects 2 1/2"	19
4-223	Single Lock-Seam Curtain Rod 48-84" Projects 2 1/2"	19
4-225	Single Lock-Seam Curtain Rod 84-120" Projects 2 1/2"	15
4-232	Single Lock-Seam Curtain Rod 28-48" Projects 3 1/2"	19
4-233	Single Lock-Seam Curtain Rod 48-84" Projects 3 1/2"	19
4-235	Single Lock-Seam Curtain Rod 84-120" Projects 3 1/2"	19
4-252	Single Lock-Seam Curtain Rod 28-48" Projects 5 1/2"	19
4-253	Single Lock-Seam Curtain Rod 48-84" Projects 5 1/2"	19
4-255	Single Lock-Seam Curtain Rod 84-120" Projects 5 1/2"	19
4-261	Double Lock-Seam Curtain Rod 18-28"	20
4-262	Double Lock-Seam Curtain Rod 28-48"	20
4-263	Double Lock-Seam Curtain Rod 48-84"	20
4-265	Double Lock-Seam Curtain Rod 84-120" (3 pc)	20
4-270	Lock-Seam Rod Extender 28"	20
4-272	Triple Lock-Seam Curtain Rod 28-48"	20
4-273	Triple Lock-Seam Curtain Rod 48-84"	20
4-275	Triple Lock-Seam Curtain Rod 84-120" (3 pc)	20
4-421	Single Standard Curtain Rod 18-28" Projects 2 1/2"	21
4-422	Single Standard Curtain Rod 28-48" Projects 2 1/2"	21
4-423	Single Standard Curtain Rod 48-84" Projects 2 1/2"	21
4-425	Single Standard Curtain Rod 84-120" Projects 2 1/2"	21
4-470	Standard Extender Rod 28"	21
4-482	Lock-Seam Canopy Rod 28"-48"	20
4-579	Swivel Sash Rod 12"-21" (2 envelope)	22
4-580	Swivel Sash Rod 21"-28" (2 envelope)	22
4-600	Crystal Clear Sash Rod 7"-11 1/2" Projects 1 1/2"	17
4-601	Crystal Clear Sash Rod 11 1/2"-20" Projects 1 1/2"	17
4-602	Crystal Clear Sash Rod 20"-36" Projects 1 1/2"	17
4-662	Lock-Seam Bay Rod	22
4-700	Lock-Seam Sash Rod 6"-11"	22
4-701	Lock-Seam Sash Rod 11"-20"	22
4-702	Lock-Seam Sash Rod 20"-36"	22
4-703	Lock-Seam Sash Rod 28"-48"	22
4-711	2 1/2" Dauphine® Bay Set	25
4-712	2 1/2" Economy Flat Rod 28"-48"	26
4-713	2 1/2" Economy Flat Rod 48"-84"	26
4-7169	2 1/2" Bay Corner Hinge	25, 56
4-7179	2 1/2" Swivel End Bracket	25, 56
4-721	2 1/2" Dauphine Rod 18"-28"	23
4-722	2 1/2" Dauphine Rod 28"-48"	23

Drapery Hardware Item #	Description	Page
4-723	2 1/2" Dauphine Rod 48"-84"	23
4-724	2 1/2" Dauphine Rod 66"-156" (3 piece)	23
4-725	2 1/2" Dauphine Bracket Clearance 3/4"	24
4-726	2 1/2" Dauphine Bracket Clearance 2"-3"	24
4-728	2 1/2" Dauphine Bracket Clearance 6 1/4"-8 1/2"	24
4-7319	2 1/2" Dauphine Rod Section 18"-28" Bulk	54
4-7329	2 1/2" Dauphine Rod Section 28"-48" Bulk	54
4-7339	2 1/2" Dauphine Rod Section 48"-84" Bulk	54
4-7349	2 1/2" Dauphine Rod Section 84"-156" Bulk	54
4-738	Dauphine Support Bracket Clearance 6 1/4"-8 1/2"	24, 25
4-7399	2 1/2" Threader Cap Bulk	54
4-741	4 1/2" Dauphine Rod 18"-28"	24
4-742	4 1/2" Dauphine Rod 28"-48"	24
4-743	4 1/2" Dauphine Rod 48"-84"	24
4-744	4 1/2" Dauphine Rod 84"-156"	24
4-748	4 1/2" Dauphine Bracket Clearance 6"-8 1/2"	25
4-7519	4 1/2" Dauphine Rod Section 18"-28" Bulk	55
4-7529	4 1/2" Dauphine Rod Section 28"-48" Bulk	55
4-7539	4 1/2" Dauphine Rod Section 48"-84" Bulk	55
4-7549	4 1/2" Dauphine Rod Section 84"-156" Bulk	55
4-7569	4 1/2" Bay Corner Hinge	25, 56
4-7599	4 1/2" Threader Cup Bulk	55
4-7809	2 1/2" Dauphine Bracket Clearance 3/4" Bulk	54
4-7819	2 1/2" Dauphine Bracket Clearance 2"-3" Bulk	54
4-7829	2 1/2" Dauphine Bracket Clearance 3 1/2"-5 1/2" Bulk	24, 54
4-7839	2 1/2" Dauphine Bracket Clearance 6"-8 1/2" Bulk	54
4-7869	Dauphine Support Bracket Clearance 2"-3" Bulk	55, 56
4-7879	Dauphine Support Bracket Clearance 3 1/2"-6" Bulk	24, 25, 55, 56
4-7889	Dauphine Support Bracket Clearance 6"-8 1/2" Bulk	55, 56
4-791	2 1/2" Spring Tension Dauphine Rod 24"-33"	26
4-7919	4 1/2" Dauphine Bracket Clearance 2"-3" Bulk	55
4-792	2 1/2" Spring Tension Dauphine Rod 33"-50"	26
4-7929	4 1/2" Dauphine Bracket Clearance 3 1/2"-6" Bulk	25, 55
4-793	2 1/2" Spring Tension Dauphine Rod 50"-72"	26
4-7939	4 1/2" Dauphine Bracket Clearance 6"-8 1/2" Bulk	55
4-801	Standard Curtain Rod Support Projects 2 1/2"	20, 21, 27
4-803	Standard Curtain Rod Support Projects 3 1/2"	20, 21, 27
4-804	Standard Curtain Rod Support Projects 5 1/2"	20, 27
4-805	Arch Rod Support Projects 2 1/2"	18, 40
4-806	Arch Rod Outside Mount Bracket	18, 40
4-808	Single Curtain Rod Bracket	27, 48
4-809	Double Curtain Rod Bracket	27, 48
4-811	Extender Rod Bracket	19, 27
4-813	Arch Rod Universal Inside Mount Bracket	18, 40
4-814	Arch Rod Inside Mount Support Clip	18, 40
4-815	Arch Rod Splice	18, 40
4-821	Double Support Bracket	27
4-828	Crystal Clear™ Sash Rod Bracket	18, 40
5-721	Round Cafe Ring 1 1/4" Boxed	29
5-740	Round Cafe Ring 1"	29
5-760	Round Cafe Ring 3/4"	29
5-811	Molded Cafe Ring 1 1/4" Inside Diameter Boxed	28
5-821	Molded Cafe Ring 1 1/4" Inside Diameter Boxed	28
7-230	3" Slip In Hook 1/2" Drop	32
7-240	3" Slip In Hook 1" Drop	32
7-300	Heavy Duty Pin-On Hook	33
7-301	Heavy Duty Pin-On Hook Boxed	33
7-310	Heavy Duty Offset Pin-On Hook	33
7-311	Heavy Duty Offset Pin-On Hook Boxed	33
7-3119	Heavy Duty Offset Pin-On Hook Bulk	33
7-330	Long Pin-On Hook	33
7-331	Long Pin-On Hook Boxed	33
7-341	Heavy Duty Long Pin-On Hook Boxed	33
7-351	Pin-On Hook Boxed	34

# General Information

## Numerical Listing

Drapery Hardware Item #	Description	Page
7-361	Pin-On Hook Offset	34
7-3619	Pin-On Hook Bulk	34
7-440	Heavy Duty Jet Pinner Cartridge	32
7-442	Regular Duty Jet Pinner Cartridge	32
7-443	Heavy Duty Jet Pinner Cartridge	32
7-444	Regular Duty Jet Pinner Cartridge	32
7-445	Stainless Steel Hooks	32
7-460	Jet Pinner	32
8-210	Hook and Anchor Projects 7/8"	36
8-225	Pin-On Tieback Ring	28
8-246	Cord Cleats Brass	28
8-247	Cord Cleats Metal	28
8-511	Weighted Cord Drop Fluted	38, 53
8-5149	Unweighted Cord Drop Boxed	12, 38, 53
8-515	Shower Curtain Rings Metal	29
8-530	Lead Weight Fabric Covered	38
8-538	Weighted Tape	38
8-539	Decorative Rod Extenders Projects 5/8"-6 1/2"	14, 39
8-593	Cornice Bracket Ceiling Mount	30
8-594	Angle Iron 2 1/2" x 2 1/2"	30
8-595	Angle Iron 3" x 3"	30
8-596	Angle Iron 4" x 4"	30
8-597	Tenter Hooks	30
8-598	Screw Eyes No. 8	30
8-637	33" Baton with Clip	30, 62, 75
8-638	48" Baton with Clip	30, 62, 75
8-639	60" Baton with Clip	30, 62, 75
8-644	24" Baton with Handle	30, 76
8-645	36" Baton with Handle	30, 76
8-646	48" Baton with Handle	30, 76
8-648	Ball Bearing Cord Tension Pulley	12, 31, 58, 74
8-655	Molded Cord Tension Pulley	12, 31
8-6559	Molded Cord Tension Pulley Bulk	12, 31, 53
8-658	Cord Tension Pulley, Baked White Enamel	12, 31, 53, 58, 74
8-664	Traverse Rod Add-a-Slide	12, 35
8-666	Traverse Rod Slides	13, 35
8-670	Cord Guide	53
8-741	Wall Plugs	35
8-742	Toggle Bolts 1/8" x 2"	35
8-744	Toggle Bolts 1/8" x 3"	35
8-7459	Poly Anchors Bulk	35, 60
8-766	Cup Hook Projects 5/8"	36
8-767	Cup Hook Projects 5/8" Boxed	36
8-769	Cup Hook Projects 1"	36
8-771	Wall Anchor 3/8"-1 1/2" Walls	35, 60
8-773	Metal Tieback Ring	36
8-774	Slotted Hex Screws 3/4" No. 6	37
8-775	Slotted Hex Screws 1" No. 6	37
8-777	Slotted Hex Screws 1 1/2" No. 6	37
8-778	Slotted Hex Screws 1/2" No. 6	37
8-780	Slotted Hex Screws 1" No. 8	37
8-781	Slotted Hex Screws 1 1/4" No. 8	37, 60
8-782	Slotted Hex Screws 1 1/2" No. 8	37
8-783	Slotted Hex Screws 2" No. 8	37, 60
8-785	Teks Screws 3/8" No. 8-18	37, 60
9-039	Nylon Cord No. 5	38, 74
9-040	Nylon Cord No. 4	38
9-041	Nylon Cord No. 4 Bulk 500 Yard Roll	38, 58
9-043	Polyester Cord No. 3/4"	38
9-090	12' Crystal Clear™ Rod Section	40
9-105	Two-Way Master Carrier	43
9-108	One-Way Reversible Master Carrier	43

Drapery Hardware Item #	Description	Page
9-110	Curved Rod Two-Way Master Carrier	11, 43, 45
9-124	Traverse Rod Extension Bracket Projects 1 1/8"-2 7/8"	10, 41, 52
9-125	Traverse Rod Bracket Projects 2 3/4"-4 1/4"	10, 41, 52
9-1259	Traverse Rod Bracket Projects 2 3/4"-4 1/4" Bulk	41, 52
9-128	Double Traverse Rod Bracket	41, 52
9-1289	Double Traverse Rod Bracket Bulk Pack	41, 52
9-129	Traverse Rod Extension Bracket Projects 5"-7"	41, 52
9-130	Flexible Traverse Rod 12 Feet	40
9-133	Traverse Rod Support Bracket Projects 1 1/8"-2 7/8"	10, 52
9-1359	Traverse Rod Support Bracket Projects 2 3/4"-4 1/4"	10, 52
9-137	Traverse Rod Support Bracket Projects 5"-6 1/2"	52
9-138	Double Traverse Rod Support Bracket Projects 2"-3" and 5"-6 1/2"	52
9-139	Traverse Rod Extension Bracket Projects 5"-7"	44, 46, 53
9-140	Universal Stirrup Supports	10, 53
9-165	End Stop	74
9-170	Return/Extender Right	74
9-171	Return/Extender Left	74
9-200	Heavy Duty Track 16 Feet Lengths	43
9-201	Heavy Duty Track 12 Feet Lengths	43
9-211	Splice Boxed	43
9-212	End Pulley Ball Bearing	43
9-213	Heavy Duty End Pulley Ball Bearing	43
9-224	Hold-Tite Stirrups	44
9-231	Support Bracket Projects 2 1/2"-4 1/4"	44
9-235	Double Support Bracket Projects 2"-3" and 5"-6 1/2"	44
9-300	Regular Duty Track 16 Feet Lengths	45
9-301	Regular Duty Track 12 Feet Lengths	45
9-310	Two-Way Master Carrier	11, 45
9-312	One-Way Reversible Master Carrier	11, 45
9-313	Nylon End Pulley	45
9-316	Nylon One-Way End Pulley	45
9-317	Ball Bearing End Pulley	45
9-321	Rod Splice Boxed	45
9-324	Hold-Tite Stirrup Outside Mount	9
9-325	Stirrups	9, 46
9-328	End Cap for Ceiling Mount	45
9-330	Stirrups Projects 1 1/8"-2 7/8"	46
9-332	Stirrups Projects 2 3/4"-4 1/4"	9, 46
9-336	Double Traverse Bracket Projects 2 1/2"-4 1/4" and 5"-6 1/2"	46
9-342	Round Overhead Slides	42
9-344	Metal Pendant	42
9-345	Swivel Snap Pendant Carrier	64
9-346	Traverse Slides	42
9-350	Super Duty Slimline Cord Draw Right Pulley Housing	57
9-351	Super Duty Slimline Cord Draw Left Pulley Housing	57
9-353	Super Duty Slimline Cord Draw End Pulley Housing	57
9-354	Super Duty Slimline Cord Draw Left Master Carrier	57
9-355	Super Duty Slimline Cord Draw Right Master Carrier	57
9-356	Super Duty Slimline Cord Draw Left Butt Master Carrier	58
9-357	Super Duty Slimline Cord Draw Right Butt Master Carrier	58
9-358	Super Duty Slimline Cord Draw Track Splice	58
9-359	Adjustable Wall Bracket Projects 3 1/2"-4 1/2"	59, 66, 68, 70
9-360	Ceiling Bracket	59, 66, 68, 70
9-364	Add-A-Slide	42
9-366	Arrow Glide	42
9-368	Lockslide	42
9-371	Rod and Roller Shade Bracket Projects 3"-4"	46
9-372	Drop-In Bracket	46
9-379	Super Duty Slimline Wall Bracket Projects 3 1/2"-4 1/4"	61, 67, 69, 71
9-381	Rolling Carrier for 80% Fullness	64

## General Information

### Numerical Listing

Drapery Hardware Item #	Description	Page
9-382	Rolling Carrier for 100% Fullness	64
9-383	Rolling Carrier without Pendant	64
9-384	Rolling Carrier with Pendant	64
9-385	Super Duty Slimline Return Snap Plate	61
9-386	Super Duty Slimline End Cap	61
9-387	Super Duty Right Overlap Master Carrier	62
9-388	Super Duty Left Underlap Master Carrier	62
9-391	Super Duty Slimline Ceiling Bracket	61, 67, 69, 71
9-395	Rolling Carrier for 120% Fullness	64
9-396	Horseshoe Clip	61, 64
9-400	Oval Rodding 9 Feet or 12 Feet Lengths	47
9-401	Reversible Elbow Projects 1½"-2¾"	47
9-403	Reversible Elbow Projects 3¼"-4¾"	47
9-404	Double Bracket Base	59, 61, 66-71, 77
9-405	Reversible Elbow Projects 5¾"-6¾"	47
9-406	Spring Socket Boxed	47
9-408	Inside Mount Bracket	47
9-409	Sash Rod Bracket Projects ¾"	47
9-413	Push On Bracket	47
9-415	Oval Rod Splice	48
9-419	Ceiling Drop Support Bracket	48
9-421	Oval Support Bracket Projects 2"-3"	48
9-423	Oval Support Bracket Projects 3½"-5"	48
9-425	Oval Support Bracket Projects 5"-7"	48
9-427	Support Bracket Projects 6"-10"	19, 20, 48
9-452	Snap Tape with 7½" Spacing	63
9-453	Snap Tape with 8½" Spacing	63
9-455	Male Snaps	63
9-456	Rivets for Male Snaps	63
9-461	Snap Tape with 4¼" Spacing, High Pull Force	63
9-463	Snap Tape with 4¼" Spacing, Low Pull Force	63
9-600	¾" Solid Steel Rodding	49
9-604	Goose Neck Bracket	49
9-612	Barrel Bracket Inside Mount	49
9-615	Barrel Bracket Outside Mount Projects ¾"	49
9-623	Super Duty Slimline Cord Draw M-T-M	66
9-632	Super Duty Slimline Roll Pleat Cord Draw M-T-M	68
9-635	Super Duty Slimline Pinch Pleat Cord Draw M-T-M	70
9-650	Super Duty Slimline Cord Draw 16 Feet	57
9-651	Super Duty Slimline Cord Draw 12 Feet	57

Drapery Hardware Item #	Description	Page
9-657	Super Duty Slimline Baton Draw 16 Feet	61
9-658	Super Duty Slimline Baton Draw 12 Feet	61
9-663	Super Duty Slimline Baton Draw M-T-M	66
9-666	Super Duty Slimline Baton Draw M-T-M	70
9-670	Super Duty Slimline Roll Pleat Baton Draw M-T-M	68
9-803	C-T-M Cord Traverse Aluminum Contrack® Track	72
9-804	C-T-M Cord Traverse Aluminum Contrack Track	72
9-808	C-T-M Hand Traverse Curved Aluminum Contrack Track	72
9-819	Two-Way Master Carrier	72
9-8191	Cut-to-Measure Hand Traverse Track 10" Radius Curves	72
9-820	One-Way Master Reversible Carrier	73
9-821	Two-Way Adjustable Master Carrier Down	73
9-822	One-Way Adjustable Master Carrier Down	73
9-823	Ball Bearing Pulley	73
9-824	Two-Way Adjustable Master Carrier Up	73
9-826	Ball Bearing Insert Pulley	73
9-831	One-Way Adjustable Master Carrier Up	73
9-840	Ball Bearing Carrier	76
9-849	Ball Bearing Carrier with Hook	76
9-850	Splice for 9-8191 and 9-657 Contrack™ Track	62, 75
9-856	Splice for 9-804 Contrack Track	75
9-860	Ceiling Bracket	77
9-861	Economy Slide	76
9-862	Bracket Projects 3"	77
9-865	Double Bracket	77
9-888	Lacing Hook	49
9-897	Hex Head Socket, Magnetic, Improved	49, 60
9-921	Heavy Duty Two-Way Traverse Rod M-T-M	50
9-928	Heavy Duty Two-Way Bay Traverse Rod M-T-M	50
9-930	Heavy Duty Two-Way Bow Traverse Rod M-T-M	50
9-932	Flexible Traverse Rod M-T-M	50
9-955	Snap-In Ceiling Clip	77
9-956	Nut and Bolt	77
9-957	Wall Bracket Projects 3½"-4"	77
9-973	Baton Draw with Return Extender Rod M-T-M	78
9-974	Baton Draw Rod M-T-M	78
9-990	Heavy Duty Cord Draw Rod	78
9-994	Heavy Duty Hand Draw Rod	78
9-999	Deluxe Cubicle Track Pre-Assembled	78



# Warranty Information

## Drapery Hardware Limited Lifetime Warranty

### Our Warranty To You

Once you are satisfied with your new Graber® drapery hardware and the way it is installed in your home, Springs Window Fashions warrants that your drapery hardware will be free from defects due to faulty workmanship or materials for as long as you own it.

### Our Obligations To You

Springs Window Fashions will repair or replace any defective Graber drapery hardware and mail the repaired or replaced items back to you anywhere in the continental United States at no charge.

### Warranty Limitations

This warranty does not apply to defects caused by accident, alteration, improper use, abuse, neglect, or failure to follow instructions for measuring, installing, or using Graber drapery hardware.

### For Warranty Service

Contact your supplying distributor or write to:

Customer Service Center  
Springs Window Fashions  
Route 405 South, PO Box 8647  
Montgomery, PA 17752

Include your name, address, a description of the problem, the date of purchase, and the date and conditions under which the problem occurred. A bill of sale, cancelled check, or similar record must be provided to verify the original purchase date.

### Disclaimer

CONSEQUENTIAL, INCIDENTAL, AND INDIRECT DAMAGES ARE EXCLUDED TO THE EXTENT PERMITTED BY LAW, WHETHER UNDER THIS LIMITED WARRANTY OR UNDER ANY WARRANTY IMPLIED BY LAW. SOME STATES DO NOT ALLOW THE EXCLUSION OR LIMITATION OF INCIDENTAL OR CONSEQUENTIAL DAMAGES, SO THIS MAY NOT APPLY TO YOU.

### Other Rights

This Warranty gives you specific legal rights. You may also have other rights which vary from state to state.

## Drapery Hardware Commercial Three-Year Warranty

### Warranty

Springs Window Fashions warrants that your drapery hardware will be free from defects due to faulty workmanship or materials for a period of three years from the date of purchase.

### Our Obligations

Springs Window Fashions will repair or replace any defective Graber drapery hardware and mail the repaired or replaced items back to you anywhere in the continental United States at no charge.

### Warranty Limitations

This warranty does not apply to defects caused by accident, alteration, improper use, abuse, neglect, or failure to follow instructions for measuring, installing, or using Graber drapery hardware.

### For Warranty Service

Contact your supplying distributor or write to:

Customer Service Center  
Springs Window Fashions  
Route 405 South, PO Box 8647  
Montgomery, PA 17752

Include your name, address, a description of the problem, the date of purchase, and the date and conditions under which the problem occurred. A bill of sale, cancelled check, or similar record must be provided to verify the original purchase date.

### Disclaimer

CONSEQUENTIAL, INCIDENTAL AND INDIRECT DAMAGES ARE EXCLUDED TO THE EXTENT PERMITTED BY LAW, WHETHER UNDER THIS LIMITED WARRANTY OR UNDER ANY WARRANTY IMPLIED BY LAW. SOME STATES DO NOT ALLOW THE EXCLUSION OR LIMITATION OF INCIDENTAL OR CONSEQUENTIAL DAMAGES, SO THIS MAY NOT APPLY TO YOU.

### Other Rights

This Warranty gives you specific legal rights. You may also have other rights which vary from state to state. To the extent permitted by law, any implied warranties shall be limited to three years.

# GRABER®

Graber is a brand of Springs Window Fashions, the Best Experience Company  
Graber and the Graber logo are registered trademarks of Springs Window Fashions, LLC.

10008-111 (11/19)|20-37353