



SMART HOME
READY

APP
CONTROL


WIRELESS
REMOTE

TOUCH
CONTROL

FMS FOREST MOTORIZED TRACK SYSTEM

FMS The original Forest Motorized Track
FOREST SHUTTLE Motors

**WHERE DESIGN
BECOMES REALITY**



SHUTTLE® MOTOR COMPARISON CHART



SMART HOME
READY



APP
CONTROL



WIRELESS
REMOTE



TOUCH
CONTROL



Hey Google



Hey Siri



Hey Alexa



SHUTTLE® HD (M)

SHUTTLE® L

SHUTTLE® ECO (S)



Scan for How To videos on the
FOREST YOUTUBE CHANNEL



SPECIFICATIONS

VOLTAGE SHUTTLE
RECEIVER

POWER SUPPLY

MAX POWER

TORQUE

TRAVEL SPEED

NOISE LEVEL

MAXIMUM WEIGHT

DIMENSIONS

CERTIFICATIONS/MARKINGS

COLOR OPTIONS

24V DC
Internal, optional
External, 100-240V AC - 1.5A,
50-60Hz; Output 24V DC - 2.7A
65W
1.5 Nm
5.5" per second standard
7" per second maximum
< 40 dB(A)
160 lbs per motor
120 lbs per motor - curved track
2.76" x 1.97" x 9.5"
CE/FCC/DOE
White / Black

100-240V, 50-60Hz 0.8A
Internal
Internal
40W
1.0 Nm
5.5" per second standard
7" per second maximum
< 40 dB(A)
100 lbs per motor
90 lbs per motor - curved track
2.76" x 1.97" x 11"
CE/FCC/DOE
White

24V DC
Internal
External, 100-240V AC - 0.8A, 50-60Hz;
Output 24V DC - 2.5A
40W
1.0 Nm
5.5" per second standard
7" per second maximum
< 40 dB(A)
100 lbs per motor
90 lbs per motor - curved track
2.76" x 1.97" x 7.5"
CE/FCC/DOE
White

FEATURES

TOUCH CONTROL TECHNOLOGY

INTEGRATED EMERGENCY CONTROL

RF COMMUNICATION STANDARD

Z-WAVE COMMUNICATION

AUTOMATION SYSTEM COMPATIBLE

WI-FI COMPATIBLE

WORKS WITH DS-XL LED DIMMER

WORKS WITH WIRELESS CONNECTOR

CAN BE USED WITH CURVED TRACK

PLUG & PLAY

WARRANTY

✓
✓
✓
-
✓ using RS485 & dry contacts
✓
✓
✓
✓
✓
✓
10 Years

✓
✓
✓
✓
✓ using RS485 & dry contacts
✓
✓
✓
✓
✓
✓
10 Years

✓
✓
✓
-
✓ using RS485 & dry contacts
✓
✓
✓
✓
✓
✓
10 Years

SHUTTLE® MOTOR COMPARISON CHART



SHUTTLE® iOn



SPECIFICATIONS

VOLTAGE SHUTTLE	14.8V DC
RECEIVER	Internal
BATTERY	Lithium iOn battery + charger (3-4 months between charges)
MAX POWER	30W
TORQUE	1.0 Nm
TRAVEL SPEED	5.5" per second standard
NOISE LEVEL	< 40 dB(A)
MAXIMUM WEIGHT	55 lbs per motor 40 lbs per motor - curved track
DIMENSIONS	2" x 3" x 12.25"
CERTIFICATIONS/MARKINGS	CE/FCC/DOE
COLOR OPTIONS	White

FEATURES

TOUCH CONTROL TECHNOLOGY	✓
INTEGRATED EMERGENCY CONTROL	✓
RF COMMUNICATION STANDARD	✓
Z-WAVE COMMUNICATION	-
AUTOMATION SYSTEM COMPATIBLE	✓ using RS485 & dry contacts
WI-FI COMPATIBLE	✓
WORKS WITH DS-XL LED DIMMER	✓
WORKS WITH WIRELESS CONNECTOR	✓
CAN BE USED WITH CURVED TRACK	✓
PLUG & PLAY	✓
WARRANTY	10 Years on motor 2 years on battery pack

SMART DEVICE CONNECTIVITY

	Shuttle HD & ECO	Shuttle L	Shuttle iOn	Atlantis & BCS	RBS	Forest Connect app	Google Home	Apple Homekit	Amazon Alexa	Google Assistant	Apple Siri	Voice control
Forest Wireless Connector* One way transmitter to control drapery by third party app or by home automation. (433Mhz)	•	•	•	•	•		•	•	•	•	•	•
Forest Wi-Fi Dongle with the Forest Connect app	•	•				•	•		•	•	•	•
110 Volt hardwired building management system		•		•								
24Vdc (Plug-in transformer to 110 Volt AC outlet)	•				•							

* Use Fibaro, Mi Casa Verde or a Samsung Smartthings Hub with the Forest Wireless Connector when integrating with Google Home, Apple Homekit, Amazon Alexa, Google Assistant or Apple Siri.

Our wide variety of control options make finding a fit for your windows easy – controlling the drapes by hand, remote or even by home automation system. Controlling the motorized system with your smart phone or tablet, you can create and schedule customized room scenes that allow your drapes to operate on their own throughout the day no matter where you are.



FOREST DIAMOND SENSE REMOTE

15-channel remote controls up to 15 motors individually and together, with a timer or manually. Range up to 98 feet. Wall mounted holder included.




FOREST WI-FI DONGLE

With the Forest Wi-Fi Dongle, you can control your motorized system with your smart phone or tablet using the Forest Connect app, or by voice command when integrated with Google Home, Amazon Echo and Siri.



FOREST WIRELESS CONNECTOR

With the Wireless Connector make your new or existing Shuttle motorized drapery system "smart". Add a smart plug and use with Apple Homekit, Google Assistant, or Amazon Alexa. Also, easily incorporate with building management systems, including dry contact controls.



BUILDING AUTOMATION / HOTEL ROOM CONTROLS

All 4 Forest Shuttles can be connected to any building automation system, by relay control.

FOREST MOTORIZED TRACK SYSTEM



Scan for more information on the
FMS Motorized Track System

FMS® FOREST MOTORIZED SYSTEM

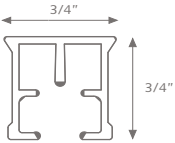
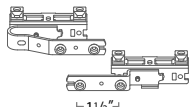
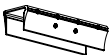

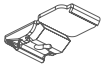



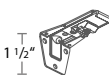
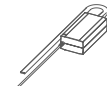
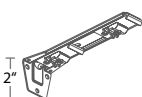

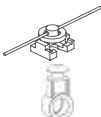
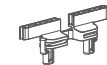

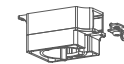

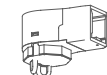
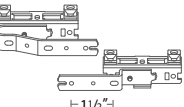






- The original Forest motorized track, aluminum extrusion, white, powder coated and lubricated with a patented process. Ultra-quiet and smooth operation for contract or residential applications.
- Track can be bent or curved. An actual size template is required. See additional bending and curving information at the end of this brochure.
- Maximum weight is 6 lbs/ft.
- Motorize with any Forest Shuttle. See all motor specifications on prior pages. All Forest Shuttle motors include a 10 year warranty.
- Control drapes with a gentle tug, wall switch remote, any home automation system or by smart phone app.

ASSEMBLED SYSTEM

Includes track, masters, pinchpleat or ripplefold carriers, brackets, motor, power supply, and Diamond Sense remote or wall switch.

FOREST MOTORIZED TRACK SYSTEM

FMS	COMPONENT	FMS	COMPONENT
●	 <p>51323-25 white 59 black FMS Track 23' x 10 tracks per bundle bundle = 230'</p>	●	 <p>52508-25A Overlap Right 52509-25A Underlap Left 59A black Belt Master Carrier with snaps</p>
●	 <p>3906-25 59 black Track Connector and Key 3904-00</p>	●	 <p>52410-25 Butt Right 52409-25 Butt Left 59 black Butt Master Carrier with snaps</p>
●	 <p>3003-25 59 black HD Klick Ceiling Bracket</p>	●	 <p>2552-25 6" Extension Arm for master Use w/ two one-way draw</p>
●	 <p>30031-25 59 black Ceiling Bracket Cover</p>	●	 <p>52925-25 Shuttle HD (M) white 52925-59 Shuttle HD (M) black 52923-25 Shuttle L 52939-25 Shuttle Eco (S) 52926-25 Shuttle iOn See motor specs on prior pages</p>
●	 <p>53202-25 59 black 3" Klick Single Wall Bracket with wide base adjusts 3" - 4 1/2"</p>	●	 <p>52928-25 7' 6" power cord 52934-25 16' power cord Includes 24 v Power Supply</p>
●	 <p>53206-25 59 black 6" Klick Double Wall Bracket with wide base adjusts 2 1/2" - 4" and 6" - 7 1/2"</p>	●	 <p>9012-25 Transport Belt Kevlar reinforced</p>
●	 <p>Two Piece Connected Snap Carrier w/ Square Base, in plastic sleeve. Use 1 1/4" snap tape</p> <p>2114-25, 59 black 60% fullness, 2 5/8" OC 2111-25, 65 brown, 90 silver 80% fullness, 2 3/8" OC 2112-25, 59 black 100% fullness, 2 1/8" OC 2115-25, 59 black 120% fullness, 1 7/8" OC</p>	●	 <p>52512-25 white 59 black Transport Belt Connector</p>
●	 <p>52008-25 59 black Slim Line Klick Carrier Draperies hang to conceal track</p>	●	 <p>52903-25 59 black Motor Pulley Connects motor to track</p>
●	 <p>52009-25 Ball Bearing Carrier for motorization</p>	●	 <p>52910-25 59 black Return Pulley</p>
●	 <p>52508-25 Overlap Right 52509-25 Underlap Left 59 black Belt Master Carrier</p>	●	 <p>52931-25D white 59D black Diamond Sense Remote RF, 15 channel w/ holder, Range 98'</p>
		●	 <p>52933-25 white 59 black Diamond Sense Wall Switch 15 channel</p>
		●	 <p>52947-25 Wireless Connector One-way transmitter to control drapery by third party app or home automation. Works with all Forest Shuttle & tubular motors.</p>
		●	 <p>52948-25 59 black Wi-Fi Dongle Bi-directional communication using Forest Connect app. Use with Forest Shuttle motors.</p>


FOREST MOTORIZED TRACK SYSTEM

ASSEMBLY/INSTALLATION

See diagram below for basic components of the FMS system.



Scan for more information on assembly and installation.



- ① Shuttle® Motor
- ② Motor Pulley
- ③ FMS® Track
- ④ FMS® Return Pulley
- ⑤ FMS® Glider
- ⑥ FMS® Master Carrier Underlap
- ⑦ FMS® Master Carrier Overlap
- ⑧ Stiffener Small

BENDING / CURVING

The FMS® track can be bent and reversed bent with a radius of 8". Continuous curving can be done with the Electric Powered Bender.

