



**MANUAL**  
OPERATION



**MOTOR**  
CONTROL

## FOREST RTS & MTS RECESSED TRACK SYSTEMS

FOREST RTS Recessed Track System  
FOREST RMS Recessed Motorized System  
FOREST SHUTTLE Motors

**WHERE DESIGN**  
BECOMES REALITY



# FOREST RECESSED TRACK SYSTEMS



Scan for more information on the  
FOREST RTS Recessed Track System



25  
White

## RTS RECESSED TRACK SYSTEM

- Heavy duty aluminum extrusion, white, powder coated and lubricated with a patented process.
- Maximum weight is 8 lbs/ft.
- Hand or baton draw, one or two way.
- Stackback: Ripplefold - 6" per width, pinchpleat - 7" per width, cubicle - 5" per width.

### ASSEMBLED SYSTEM

Includes track, masters, pinchpleat or ripplefold carriers, recess profile, fixing strip, wedge, and 36" white fiberglass baton.

### BATON OPTIONS

Fiberglass batons in 36", 48", 60" and 72" lengths and these colors.



White



Satin  
Brass



Black



Brown  
48" only



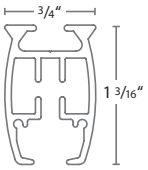
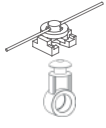
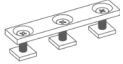
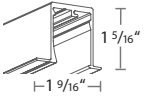



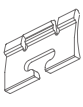
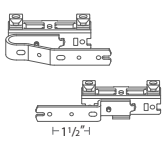

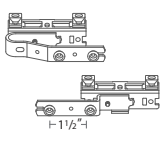
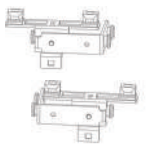
Bronze



Silver


















# FOREST RECESSED TRACK SYSTEMS

## RTS RECESSED TRACK SYSTEM CONTINUED





RTS	COMPONENT	RTS	COMPONENT
	<b>51623-25</b> RTS Track white 23' x 10 tracks/bundle bundle = 230'		Two Piece Connected Snap Carrier w/ Square Base, in plastic sleeve. Use 1 1/4" snap tape  <b>2114-25, 59</b> black 60% fullness, 2 5/8" OC  <b>2111-25, 65</b> brown, <b>90</b> silver 80% fullness, 2 3/8" OC  <b>2112-25, 59</b> black 100% fullness, 2 1/8" OC  <b>2115-25, 59</b> black 120% fullness, 1 7/8" OC
	<b>3803-25</b> Track Connector		
	<b>51723-25</b> Recess Profile, 23' Order same length as track		<b>52008-25</b> Slim Line Klick Carrier Allows drapery to hang and conceal track
	<b>51724-25</b> Recess Profile Fixing Strip, 23' Order 6" shorter than track		<b>52009-25</b> Ball Bearing Carrier for motorization
	<b>53914-25</b> Recess Profile Wedge Order 1 per track		<b>52508-25</b> Overlap R <b>52509-25</b> Underlap L Swivel Foot Multi-Functional Master
	<b>3801-25</b> RTS End Cap		<b>52508-25A</b> Overlap R <b>52509-25A</b> Underlap L Swivel Foot Multi-Functional Master w/ snaps
			<b>52410-25</b> Butt R <b>52409-25</b> Butt L Standard Butt Master w/ 3 snaps for baton use



# FOREST BATONS

BATONS	COMPONENT	BATONS	COMPONENT
<ul style="list-style-type: none"> <li>  snap   adaptor </li> </ul>	<p><b>3/8" Fiberglass Baton</b> Must order screw separately</p> <p><b>36"</b> 54110-25 white w/ snap 54310-25 white w/ adaptor</p> <p><b>48"</b> 54110-24, -59, -81, -90 w/ snap</p> <p><b>60"</b> 54111-25 white w/ snap 54311-25 white w/ adaptor</p> <p><b>72"</b> 54111-24, -59, -65, -81, -90 w/ snap</p> <p><b>84"</b> 54112-25 white w/ snap 54312-25 white w/ adaptor</p> <p><b>96"</b> 54113-25 white w/ snap 54313-25 white w/ adaptor</p> <p><b>54113-24, -59, -81, -90</b> w/ snap</p> <p><b>54114-25</b> white w/ snap <b>54314-25</b> white w/ adaptor</p> <p><b>54115-25</b> white w/ snap <b>54315-25</b> white w/ adaptor</p>	<ul style="list-style-type: none"> <li>  snap   adaptor </li> </ul>	<p><b>1/2" Clear Acrylic Baton</b> Must order screw separately</p> <p><b>36"</b> 54510-00 w/ snap 54710-00 w/ adaptor</p> <p><b>48"</b> 54511-00 w/ snap 54711-00 w/ adaptor</p> <p><b>60"</b> 54512-00 w/ snap 54712-00 w/ adaptor</p> <p><b>72"</b> 54513-00 w/ snap 54713-00 w/ adaptor</p>
<ul style="list-style-type: none"> <li> <b>Colors available for 3/8" Fiberglass Batons</b> <div>  24 Satin Brass  25 White  59 Black  65 Brown 48" only  81 Bronze  90 Silver </div> </li> </ul>		<ul style="list-style-type: none"> <li>  snap   adaptor </li> </ul>	<p><b>1/2" Clear Acrylic Baton Fluted</b></p> <p><b>36"</b> 54610-00 w/ snap 54810-00 w/ adaptor</p> <p><b>48"</b> 54611-00 w/ snap 54811-00 w/ adaptor</p> <p><b>60"</b> 54612-00 w/ snap 54812-00 w/ adaptor</p> <p><b>72"</b> 54613-00 w/ snap 54813-00 w/ adaptor</p>
<ul style="list-style-type: none"> <li>  adaptor </li> </ul>	<p><b>ADA Clear Acrylic Baton</b></p> <p><b>48"</b> 54911-00 w/ adaptor</p> <p><b>60"</b> 54912-00 w/ adaptor</p>	<ul style="list-style-type: none"> <li>  <b>9013-00</b> Baton Holder, clear acrylic </li> <li>  <b>54001-16</b> Baton Snap </li> <li>  <b>9015-00</b> Hex Head Shoulder Screw for baton w/ adaptor </li> <li>  <b>54000-16</b> D-Ring </li> </ul>	

## DECORATIVE METAL & WOOD BATONS

 <p><b>29MWAND-XX</b> 40" Metal Baton</p>	 <p><b>29AWAND-16</b> 40" Round Metal Baton Stainless Steel</p>	 <p><b>29SWAND-16</b> 40" Square Metal Baton Stainless Steel</p>	 <p><b>29IWAND-XX</b> 40" Wrought Iron Baton</p>	 <p><b>19WWAND-XX</b> 40" Wood Baton</p>	 <p><b>19CWAND-XX</b> 40" Modern Baton</p>
---	--	--	--	---	---

# FOREST RECESSED TRACK SYSTEMS



Scan for more information on the  
FOREST RMS Recessed Motorized System


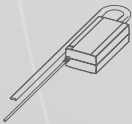

## RMS RECESSED MOTORIZED SYSTEM





- Heavy duty aluminum extrusion, white, powder coated and lubricated with a patented process. Ultra-quiet and smooth operation for contract or residential applications.
- Maximum weight is 8 lbs/ft.
- Ultra-quiet, smooth operation with any Forest Shuttle motor. Shuttle motor specs can be found at the end of brochure.
- All Forest motors and tracks come with a 10-year warranty.

## ASSEMBLED SYSTEM

Includes track, masters, pinchpleat or ripplefold carriers, recess profile, fixing strip, wedge, motor, pulley, cover plate, power supply, and Diamond Sense remote or Diamond Sense wall switch.

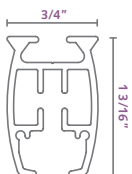
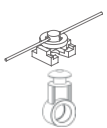
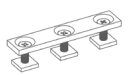
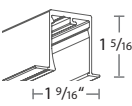
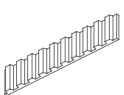

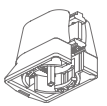

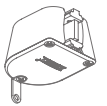
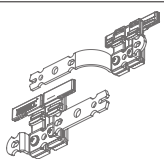
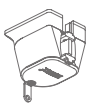

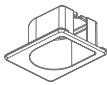




RMS	COMPONENT
• 	<b>52925-25 Shuttle HD (M)</b> <b>52925-59 Shuttle H (M) black</b> <b>52923-25 Shuttle L</b> <b>52939-25 Shuttle Eco (S)</b> <b>52926-25 Shuttle iOn</b> See motor specs at end of brochure
• 	<b>52928-25 Power Cord, 7' 6"</b> <b>52934-25 Power Cord, 16'</b> includes 24 volt power supply
• 	<b>52931-25D white</b> <b>59D black</b> Diamond Sense Remote RF, 15 channel w/ holder, range 98'

RMS	COMPONENT
• 	<b>52933-25 white</b> <b>59 black</b> Diamond Sense Wall Switch 15 channel
• 	<b>52947-25</b> Wireless Connector One way transmitter to control drapery by third party app or by home automation. Works with all Forest Shuttle motors.
•  	<b>52948-25</b> <b>59 black</b> Wi-Fi Dongle Bi-directional communication using Forest Connect app. Use with Forest Shuttle motors.

# FOREST RECESSED TRACK SYSTEMS

## RMS RECESSED MOTORIZED SYSTEM CONTINUED

RMS	COMPONENT	RMS	COMPONENT
	<b>51623-25</b> RMS Track white 23' x 10 tracks/bundle bundle = 230'		Two Piece Connected Snap Carrier w/ Square Base, in plastic sleeve. Use 1 1/4" snap tape  <b>2114-25, 59</b> black 60% fullness, 2 5/8" OC <b>2111-25, 65</b> brown, <b>90</b> silver 80% fullness, 2 3/8" OC <b>2112-25, 59</b> black 100% fullness, 2 1/8" OC <b>2115-25, 59</b> black 120% fullness, 1 7/8" OC
	<b>3803-25</b> Track Connector		
	<b>51723-25</b> Recess Profile, 23' Order same length as track		<b>9112-25</b> Transport Belt
	<b>51724-25</b> Recess Profile Fixing Strip, 23' Order 6" shorter than track		<b>53903-25</b> Motor Pulley Connects motor to track
	<b>53914-25</b> Recess Profile Wedge Order 1 per track		<b>53910-25</b> Return Pulley
	<b>53908-25</b> Overlap Right <b>53909-25</b> Underlap Left FMS Plus Master Carrier		<b>53911-25</b> Upside Down Pulley
	<b>52008-25</b> Slim Line Klick Carrier Draperies hang to conceal track		<b>53912-25</b> Cover Plate for Recess Motor and Return Pulley
	<b>52009-25</b> Ball Bearing Carrier for motorization		<b>53913-25</b> Cover Plate for Recess Motor, Upside Down Motor, and Return Pulley

# FOREST SHUTTLE MOTOR SPECIFICATIONS



**SMART HOME**  
READY



**APP**  
CONTROL



**WIRELESS**  
REMOTE



**TOUCH**  
CONTROL



Hey Google



Hey Siri



Hey Alexa



## SHUTTLE® HD (M)

## SHUTTLE® L

## SHUTTLE® ECO (S)



Scan for How To videos on the  
FOREST YOUTUBE CHANNEL.



### SPECIFICATIONS

#### VOLTAGE SHUTTLE

#### RECEIVER

#### POWER SUPPLY

#### MAX POWER

#### TORQUE

#### TRAVEL SPEED

#### NOISE LEVEL

#### MAXIMUM WEIGHT

#### DIMENSIONS

#### CERTIFICATIONS/MARKINGS

#### COLOR OPTIONS

24V DC

Internal, optional

External, 100-240V AC - 1.5A,  
50-60Hz; Output 24V DC - 2.7A

65W

1.5 Nm

5.5" per second standard  
7" per second maximum

< 40 dB(A)

160 lbs per motor  
120 lbs per motor - curved track

2.76" x 1.97" x 9.5"

CE/FCC/DOE

White / Black

100-240V, 50-60Hz 0.8A

Internal

Internal

40W

1.0 Nm

5.5" per second standard  
7" per second maximum

< 40 dB(A)

100 lbs per motor  
90 lbs per motor - curved track

2.76" x 1.97" x 11"

CE/FCC/DOE

White

24V DC

Internal

External, 100-240V AC - 0.8A, 50-60Hz;  
Output 24V DC - 2.5A

40W

1.0 Nm

5.5" per second standard  
7" per second maximum

< 40 dB(A)

100 lbs per motor  
90 lbs per motor - curved track

2.76" x 1.97" x 7.5"

CE/FCC/DOE

White

### FEATURES

#### TOUCH CONTROL TECHNOLOGY

#### INTEGRATED EMERGENCY CONTROL

#### RF COMMUNICATION STANDARD

#### Z-WAVE COMMUNICATION

#### AUTOMATION SYSTEM COMPATIBLE

#### WI-FI COMPATIBLE

#### WORKS WITH DS-XL LED DIMMER

#### WORKS WITH WIRELESS CONNECTOR

#### CAN BE USED WITH CURVED TRACK

#### PLUG & PLAY

#### WARRANTY

✓

✓

✓

-

✓ using RS485 & dry contacts

✓

✓

✓

✓

✓

10 Years

✓

✓

✓

✓

✓ using RS485 & dry contacts

✓

✓

✓

✓

✓

10 Years

✓

✓

✓

-

✓ using RS485 & dry contacts

✓

✓

✓

✓

✓

10 Years

# FOREST MOTOR COMPARISON CHART



## SMART DEVICE CONNECTIVITY

	Shuttle HD & ECO	Shuttle L	Shuttle iOn	Atlantis & BCS	RBS	Forest Connect app	Google Home	Apple Homekit	Amazon Alexa	Google Assistant	Apple Siri	Voice control
Forest Wireless Connector* One way transmitter to control drapery by third party app or by home automation. (433Mhz)	●	●	●	●	●		●	●	●	●	●	●
Forest Wi-Fi Dongle with the Forest Connect app	●	●				●	●		●	●	●	●
110 Volt hardwired building management system		●		●								
24Vdc (Plug-in transformer to 110 Volt AC outlet)	●				●							

\* Use Fibaro, Mi Casa Verde or a Samsung Smartthings Hub with the Forest Wireless Connector when integrating with Google Home, Apple Homekit, Amazon Alexa, Google Assistant or Apple Siri.

## SHUTTLE® iOn



### SPECIFICATIONS

VOLTAGE SHUTTLE	14.8V DC
RECEIVER	Internal
BATTERY	Lithium iOn battery + charger (3-4 months between charges)
MAX POWER	30W
TORQUE	1.0 Nm
TRAVEL SPEED	5.5" per second standard
NOISE LEVEL	< 40 dB(A)
MAXIMUM WEIGHT	55 lbs per motor 40 lbs per motor - curved track
DIMENSIONS	2" x 3" x 12.25"
CERTIFICATIONS/MARKINGS	CE/FCC/DOE
COLOR OPTIONS	White

### FEATURES

TOUCH CONTROL TECHNOLOGY	✓
INTEGRATED EMERGENCY CONTROL	✓
RF COMMUNICATION STANDARD	✓
Z-WAVE COMMUNICATION	-
AUTOMATION SYSTEM COMPATIBLE	✓ using RS485 & dry contacts
WI-FI COMPATIBLE	✓
WORKS WITH DS-XL LED DIMMER	✓
WORKS WITH WIRELESS CONNECTOR	✓
CAN BE USED WITH CURVED TRACK	✓
PLUG & PLAY	✓
WARRANTY	10 Years on motor 2 years on battery pack

Our wide variety of control options make finding a fit for your windows easy – controlling the drapes by hand, remote or even by home automation system. Controlling the motorized system with your smart phone or tablet, you can create and schedule customized room scenes that allow your drapes to operate on their own throughout the day no matter where you are.



#### FOREST DIAMOND SENSE REMOTE

15-channel remote controls up to 15 motors individually and together, with a timer or manually.  
Range up to 98 feet.  
Wall mounted holder included.




#### FOREST WI-FI DONGLE

With the Forest Wi-Fi Dongle, you can control your motorized system with your smart phone or tablet using the Forest Connect app, or by voice command when integrated with Google Home, Amazon Echo and Siri.



#### FOREST WIRELESS CONNECTOR

With the Wireless Connector make your new or existing Shuttle motorized drapery system "smart". Add a smart plug and use with Apple Homekit, Google Assistant, or Amazon Alexa. Also, easily incorporate with building management systems, including dry contact controls.



#### BUILDING AUTOMATION / HOTEL ROOM CONTROLS

All 4 Forest Shuttles can be connected to any building automation system, by relay control.



